



ANNUAL REPORT 2015



Nishat Chunian Power Ltd



# BRIEF PROFILE

2011

First year of  
profitable operations

2010

Started commercial  
operations

2009

Listed on  
KSE & LSE


2007

Incorporated as a  
public limited company



# CONTENTS

---

	Company Information	04
	Notice of Annual General Meeting	06
	Directors' Report	11
	Financial Highlights	16
	Statement of Compliance with the Code of Corporate Governance	18
	Review Report to the Members on Statement of Compliance with Best Practices of Code of Corporate Governance	20
	Auditors' Report	21
	Balance Sheet	22
	Profit and Loss Account	24
	Statement of Comprehensive Income	25
	Statement of Changes in Equity	26
	Cash Flow Statement	27
	Notes to the Financial Statements	28
	Categories of Shareholders	54
	Pattern of Shareholding	55
	Proxy Form	57

# COMPANY INFORMATION

---

## **BOARD OF DIRECTORS:**

Mrs. Farhat Saleem  
Director  
Mr. Shahzad Saleem (Nominee NCL)  
Chairman  
Mr. Yahya Saleem  
Chief Executive  
Mr. Asad Farooq (Nominee ABL)  
Director  
Mr. Aftab Ahmad Khan  
Director  
Mr. Shahid Malik  
Director  
Mr. Kamran Rasool  
Director  
Mr. Wasif M. Khan  
Director

## **AUDIT COMMITTEE:**

Mr. Wasif M. Khan  
Chairman  
Mr. Aftab Ahmad Khan  
Member  
Mr. Shahid Malik  
Member

## **HR & R COMMITTEE:**

Mr. Shahzad Saleem  
Chairman  
Mr. Aftab Ahmad Khan  
Member  
Mr. Kamran Rasool  
Member

## **CHIEF FINANCIAL OFFICER:**

Ms. Sonia Karim

## **HEAD OF INTERNAL AUDIT:**

Mr. Faqir Syed Ameer Abbas

## **COMPANY SECRETARY:**

Mr. Babar Ali Khan

## **BANKERS TO THE COMPANY:**

Allied Bank Limited  
Habib Bank Limited  
United Bank Limited  
National Bank of Pakistan  
Faysal Bank Limited  
Summit Bank Limited  
Sindh Bank Limited  
Bank Alfalah Limited  
Askari Bank Limited  
Habib Metropolitan Bank Limited  
Al Baraka Bank (Pakistan) Limited  
Meezan Bank Limited  
Burj Bank Limited  
The Bank of Punjab  
Dubai Islamic Bank Pakistan Limited  
Barclays Bank PLC Pakistan

**AUDITORS:**

A.F. Ferguson & Co.  
Chartered Accountants

**LEGAL ADVISERS:**

Raja Muhammad Akram & Co.  
Advocates & Legal Consultants  
Cornelius Lane & Mufti  
Advocates & Solicitors

**REGISTERED & HEAD OFFICE:**


31-Q, Gulberg II,  
Lahore, Pakistan.  
Ph: 042-35761730  
Fax: 042-35878696-97  
www.nishat.net

**SHARE REGISTRAR:**

Hameed Majeed Associates (Pvt) Limited  
1st Floor, H.M. House  
7-Bank Square, Lahore  
Ph: 042 37235081-2  
Fax: 042 37358817


**PLANT:**

66-km, Multan Raod, Pattoki  
Kasur.



# NOTICE OF ANNUAL GENERAL MEETING

Notice is hereby given that the 8th Annual General Meeting of the Shareholders of Nishat Chunian Power Limited will be held at the Registered Office of the Company, 31-Q, Gulberg II, Lahore on 30th October 2015 (Friday) at 09.30 a.m. to transact the following business:-



## **ORDINARY BUSINESS:**

1. To confirm the minutes of the last Annual General Meeting held on 31st October 2014.
2. To receive and adopt audited accounts of the Company for the year ended 30 June 2015 together with Directors' and Auditors' reports thereon.
3. To approve 20% final cash dividend as recommended by the Board of Directors. This is in addition to interim dividends of Rs. 5.50 per share i.e. 55%.
4. To appoint auditors for the year ending 30 June 2016 and to fix their remuneration. The present Auditors A.F. Ferguson & Co., Chartered Accountants, retire and being eligible offer themselves for reappointment.
5. To transact any other business with the permission of the Chair.

Lahore: October 09, 2015

By Order of the Board

Babar Ali Khan  
Company Secretary



# Notes

1. The Members' Register will remain closed from 24-10-2015 to 30-10-2015 (both days inclusive). Transfers received at Hameed Majeed Associate (Pvt) Limited, H.M. House, 7-Bank Square, Lahore, the Registrar and share transfer office of the Company by the close of business on 23-10-2015 will be considered in time for attending the AGM and for above entitlement.
2. A member eligible to attend and vote at this meeting may appoint another member as proxy to attend and vote in the meeting. Proxies in order to be effective must be received by the company at the Registered Office not later than 48 hours before the time for holding the meeting.
3. Shareholders are informed that Income Tax Ordinance, as amended by Finance Act., 2015 has prescribed 15% withholding tax on dividend payment to non-filers while filers of income tax returns will be liable to withholding tax @10%. Shareholders are advised to provide their NTN to Share Registrars of the Company for availing the benefit of withholding tax rate applicable to filers.
4. SECP through its Notification SRO 787/(I)/2014 dated September 8, 2014, has allowed the circulation of Audited Financial Statements along with the Notice of Annual General meeting to the members of the Company through email. Therefore all members who want to receive the soft copy of Annual Report are requested to send their email addresses. The consent form for electronic transmission can be downloaded from the Company's website: <http://nishat.net>
5. Shareholders are requested to immediately notify the change in address, if any.
6. CDC account holders will further have to follow the following guidelines as laid down by the Securities and Exchange Commission of Pakistan:
  - a. For attending the meeting
    - i) In case of individuals, the account holder or sub-account holder and/or the person whose securities are in group account and their registration details are uploaded as per the Regulations, shall authenticate his/her identity by showing his original Computerized National Identity Card (CNIC) or original passport at the time of attending the meeting.
    - ii) In case of corporate entity, the Board of Directors' resolution/power of attorney with specimen signatures of the nominee shall be produced (unless it has been provided earlier) at the time of the Meeting
  - b. For Appointing Proxies
    - i) In case of individuals, the account holder or sub-account holder and/or the person whose securities are in group account and their registration details are uploaded as per the Regulations, shall submit the proxy form as per the above requirement.
    - ii) The proxy form shall be witnessed by two persons whose names, addresses and CNIC numbers shall be mentioned on the form.
    - iii) Attested copies of CNIC or the passport of the beneficial owners and the proxy shall be furnished with the proxy form.
    - iv) The proxy shall produce his original CNIC or original passport at the time of the Meeting.
    - v). In case of corporate entity, the Board of Directors' resolution/power of attorney with specimen signatures shall be submitted (unless it has been provided earlier) along with proxy form to the company.

**THIS PAGE HAS BEEN INTENTIONALLY LEFT BLANK**

Pursuant to the allowance granted through SRO 787(I)/2014 of September 8, 2014, by the Securities Exchange Commission of Pakistan, the Company can circulate its annual balance sheet and profit and loss accounts, auditor's report and directors' report etc. ("Audited Financial Statements") along with the Company's Notice of Annual General Meeting through email to its shareholders. Those shareholders who wish to receive the Company's Annual Report via email are requested to provide a completed consent form to the Company's Share Registrar, Hameed Majeed Associates (Pvt) Limited.

PLEASE NOTE THAT RECEIPT OF THE ANNUAL REPORT VIA EMAIL IS OPTIONAL AND NOT COMPULSORY.

ELECTRONIC TRANSMISSION CONSENT FORM

Date: \_\_\_\_\_

The Share Registrar  
Hameed Majeed Associates (Pvt) Limited Hameed Majeed House, 7-Bank Square  
The Mall, Lahore.  
Ph#042-37235081-82 Fax#042-37358817  
Email: info@hmaconsultants.com

Pursuant to the directions given by the Securities Exchange Commission of Pakistan through its SRO 787(I)/2014 of September 8, 2014, I, Mr./Ms. \_\_\_\_\_ S/o, D/o, W/o \_\_\_\_\_ hereby consent to have The Nishat Chunian Power Limited's Audited Financial Statements and Notice of Annual General Meeting delivered to me via email on my email address provided below:

Name of Member/ Shareholder	
Folio/ CDC Account Number	
Email Address:	

It is stated that the above mentioned information is true and correct and that I shall notify the Company and its Share Registrar in writing of any change in my email address or withdrawal of my consent to email delivery of the Company's Audited Financial Statements and Notice of Annual General Meeting.

\_\_\_\_\_  
Signature of the Member/ Shareholder



# DIRECTORS' REPORT



## DEAR SHAREHOLDER

Our board is pleased to present our financial statements for the year ending on June 30, 2015. Fiscal year 2015 has been a successful one during which our company achieved record earnings. Turnover for the period was Rs. 22.57 billion with an after tax profit of Rs. 3.09 billion.

## PROFITABILITY

Our top line has reduced largely due to decrease in furnace oil prices, further reduction was caused due to lower capacity factor (85.80% in 2014 vs. 82.55% in 2015) which resulted from 36k maintenance and lowered demands.

It is pertinent to note that thermal efficiency and O&M cost component in our tariff is levelized over a 25 year period. As maintenance costs in the initial years are low, our profit will be higher than the average over the life of the project. However, we expect reduced profitability in later years due to plant ageing and higher maintenance costs.

We also receive principal payment under our 10 year long term loan as part of revenue from NTDC. Therefore, our bottom line would be inflated in the first ten years of operation and we anticipate it to reduce from the eleventh year onwards.

## CIRCULAR DEBT

Circular debt still continues to be a source of trouble for companies operating in the power sector. Liquidity management remained challenging during the year. As of

June 30, 2015, our total receivables from NTDC have amplified to PKR. 8.1 billion, out of which PKR. 4.59 billion were overdue.

Once again National Transmission and Despatch Company Limited (NTDC) has been unable to make timely payments to the company. To permanently address this issue, a firm and clear initiative has to be taken to move towards a more cost effective energy mix and concrete steps need to be taken to eliminate inefficiencies found in distribution & generation companies.

## PENDING ISSUES

An amount of Rs. 957.876 million relating to capacity purchase price is currently not acknowledged by NTDC as the company had reduced generation. However, the sole reason of this reduced generation was non-availability of fuel owing to non-payment by NTDC. The company maintains the view that this amount should be payable by NTDC. However, as part of the settlement with the GOP at the time of payment of PKR 6.8 billion in June 2013, the IPPs withdrew their case of with-held capacity payments from the Supreme Court of Pakistan. NTDC and the IPPs appointed Justice Sair Ali as the expert for mediation on this issue. The case has been decided in favour of company, however, NTDC has decided to file for arbitration.



## INDUSTRY OUTLOOK

Pakistan is highly dependent on expensive sources of energy namely gas, oil and diesel for electricity generation. The world generates more than 40% of total electricity from coal due to its lower cost, whereas Pakistan generates less than 0.1% from coal. A medium to long term policy for improving the energy mix is needed to be implemented to effectively address the growing energy problems of the country.

## CORPORATE SOCIAL RESPONSIBILITY

As always, we remain committed to our vision and mission to assist our society in achieving equitable growth. We add substantially to the national exchequer through the methodical payment of various taxes, duties and levies.

We strongly believe that these contributions alone are not enough to make a meaningful impact on society. We must support the development of society at large, through assisting educational programs, aiding healthcare, protecting the environment and empowering women and improving the condition of the disadvantaged.

The company donates to a hospital and school through a trust that was founded to deal in philanthropic activities. The school provides quality education for a nominal fee while the hospital provides affordable healthcare for the

## FUTURE OUTLOOK

We expect the plant to operate at full capacity during the next year and expect our liquidity position to improve due to falling oil prices. We plan to arrange short term borrowings at competitive rates to meet company's short term capital needs.



underprivileged.

The Saleem family and Nishat Chunian Group is in the process of setting up a state of the art not for profit hospital. The hospital will be based on a model of subsidized medical treatment for the underprivileged and self-pay for those who can afford it. The trust has also purchased land for the hospital and we are in the process of finalizing architectural plans and taking necessary approvals.

We are committed to providing our employees with a work environment that is healthy, safe and conducive to continuous learning. The company continues to employ people irrespective of ethnicities, cultures or gender. We pride ourselves in being an equal opportunity employer.

# APPROPRIATION

The Board of Directors in its meeting held on 5th October 2015 recommended 20% final cash dividend i.e. Rs. 2 per share. This is in addition to interim dividends of Rs. 5.50 per share i.e. 55%

# CORPORATE GOVERNANCE

As required by the Code of Corporate Governance, Directors are pleased to report that:

- (a) The financial statements prepared by the management of the Company present fairly its state of affairs, the results of its operations, cash flows and changes in equity.
- (b) Proper books of accounts have been maintained by the Company.
- (c) Appropriate accounting policies have been consistently applied in preparation of financial statements and accounting estimates are based on reasonable and prudent judgement.
- (d) The International Financial Reporting Standards as applicable in Pakistan have been followed in preparation of financial statements.
- (e) The system of internal control is sound in design and has been effectively implemented and monitored.
- (f) There are no doubts upon the Company's ability to continue as a going concern.
- (g) There has been no material departure from the best practices of Corporate Governance as detailed in the listing regulations of the stock exchanges except for those reported in "Statement of Compliance with the Code of Corporate Governance (CCG)".
- (h) The value of investment of contributory provident fund as at June 30, 2015 amounts to Rupees 26.151 million (based on un-audited financial statements).
- (i) The pattern of shareholding as at June 30, 2015 is annexed.
- (j) Information about outstanding taxes and levies is given in Notes to the Accounts.

# BOARD MEETINGS

During the year under review Four (4) meetings were held. Attendance of each director is as follows:

<b>Name of Director</b>	<b>Attendance</b>
Mr. Shahzad Saleem	3
Mr. Yahya Saleem	1
Mrs. Farhat Saleem	1
Mr. Wasif M Khan	3
Mr. Asad Farooq	4
Mr. Aftab Ahmad Khan	3
Mr. Kamran Rasool	4
Mr. Shahid Malik	4



# ACKNOWLEDGEMENT

The Directors of your Company would like to show their appreciation of the support of respected customers, banks, financial institutions, regulators and shareholders for achieving good results and hope that this cooperation and support continues to grow in the future.

The Directors of your Company would also like to express their deep appreciation for the services, loyalty and efforts being continuously rendered by the employees of the Company and hope that they will continue to do so in the future.





THIS PAGE HAS BEEN INTENTIONALLY LEFT BLANK

# FINANCIAL HIGHLIGHTS

	2010/11	2011/12
Result of Operations		Rupees
Net Sales	20,353,055,242	21,585,391,983
Gross Profit	4,623,556,899	5,168,429,599
Operating Income	4,587,535,361	5,096,641,997
Financial Charges	(2,940,579,074)	(3,080,778,539)
Tax (Taxation) / Reversal	(13,579,721)	(11,207,516)
Net Income	1,633,376,566	2,004,655,942
Financial Position at Year-end:		
Capital	3,673,469,390	3,673,469,390
Accumulated profit	1,241,889,312	2,328,177,906
Net Worth	4,915,358,702	6,001,647,296
Fixed Assets	16,765,215,626	15,825,927,605
Long Term Deposits & Advances	2,197,525	960,796
Current Assets	8,047,407,087	12,761,209,694
Total Assets	24,814,820,238	28,588,098,095
Long Term Liabilities	13,811,282,788	12,898,060,793
Current Liabilities	6,088,178,748	9,688,390,006
Net Interest-Bearing Debt	19,899,461,536	22,586,450,799
Per Share		
Net Income	4.45	5.46
Cash Dividends	2	3.5
Dividend payout ratio	45%	64%
Financial Measures		
ROE	33.23%	33.40%
Shareholders' Equity Ratio	19.8%	21.0%
Net Debt Equity Ratio (times)	4.05	3.76
Current Ratio	1.32	1.32
Common Stock		
Number of Shares Outstanding at Year-End	367,346,939	367,346,939

2012/13	2013/14	2014/15
	Rupees	
25,165,538,264	27,629,641,999	22,574,562,189
5,067,708,707	4,935,048,172	5,125,572,958
5,136,846,341	4,822,434,206	4,974,766,739
(2,424,115,317)	(1,921,675,298)	(1,884,453,616)
24,760,917	-	-
2,737,491,941	2,900,758,908	3,090,313,123
3,673,469,390	3,673,469,390	3,673,469,390
3,596,282,092	3,374,592,028	3,709,803,107
7,269,751,482	7,048,061,418	7,383,272,497
14,772,193,670	14,116,423,362	13,387,490,247
486,506	524,499	10,917,870
7,857,827,423	13,281,512,794	10,848,740,783
22,630,507,599	27,398,460,655	24,247,148,900
11,836,995,051	10,604,150,775	9,171,718,257
3,523,761,066	9,746,248,462	7,692,158,146
15,360,756,117	20,350,399,237	16,863,876,403
7.45	7.90	8.41
6	6.5	7.5
81%	82%	89%
37.66%	41.16%	41.86%
32.1%	25.7%	30.5%
2.11	2.89	2.28
2.23	1.36	1.41
367,346,939	367,346,939	367,346,939

# STATEMENT OF COMPLIANCE WITH THE CODE OF CORPORATE GOVERNANCE (CCG) FOR THE YEAR ENDED: 30 JUNE 2015

This statement is being presented to comply with the Code of Corporate Governance (CCG) contained in Regulation No.35 of Listing Regulations of Karachi, Lahore and Islamabad Stock Exchanges for the purpose of establishing a framework of good governance, whereby a listed company is managed in compliance with the best practices of corporate governance.

The Company has applied the principles contained in the CCG in the following manner:

1. The Company encourages representation of independent non-executive directors and directors representing minority interests on its Board of Directors. At present the board includes:

Category	Names
Independent Directors	Mr. Wasif M Khan
Executive Directors	Mr. Shahzad Saleem Mr. Yahya Saleem
Non Executive Directors	Mrs. Farhat Saleem Mr. Asad Farooq Mr. Kamran Rasool Mr. Aftab Ahmad Khan Mr. Shahid Malik (Resigned on October 5, 2015)

The independent director meets the criteria of independence as required under clause i (b) of the CCG.

2. The directors have confirmed that none of them is serving as a director on more than seven listed companies, including this Company (excluding the listed subsidiaries of listed holding companies where applicable).

3. All the resident directors of the Company are registered as taxpayers and none of them has defaulted in payment of any loan to a banking company, a DFI or an NBFIs or, being a member of stock exchange, has been declared as a defaulter by that stock exchange.

4. A casual vacancy occurring on the board was filled by directors within 90 days.

5. The Company has prepared a "Code of Conduct" and has ensured that appropriate steps have been taken

to disseminate it throughout the company along with its supporting policies and procedures.

6. The Board has developed a vision/mission statement, overall corporate strategy and significant policies of the Company. A complete record of particulars of significant policies along with the dates on which they were approved or amended has been maintained.

7. All the powers of the Board have been duly exercised and decisions on material transactions, including appointment and determination of remuneration and terms and conditions of employment of the CEO, other executive and non-executive directors, have been taken by the board/shareholders.

8. Mr. Shahzad Saleem was appointed as the Chairman of the Board of Directors who is an executive director whereas the Code requires the same to be elected out of non-executive directors. The matter will be addressed in the next Board Meeting.
9. The meetings of the Board were presided over by the Chairman and, in his absence, by a director elected by the Board for this purpose and the Board met at least once in every quarter. Written notices of the Board meetings, along with agenda and working papers, were circulated at least seven days before the meetings. The minutes of the meetings were appropriately recorded and circulated.
10. All the directors on the Board are fully conversant with their duties and responsibilities as directors of corporate bodies. The directors were apprised of their duties and responsibilities through orientation courses
11. Two of the directors were required to obtain certification under directors' training program (DTP) during the year ended 30 June, 2015. However, no director of the Company obtained the certification during the year. All remaining directors shall obtain certification under directors' training program by June 30, 2016 as required by the Code of Corporate Governance.
12. The board has approved appointment of CFO, Company Secretary and Head of Internal Audit including their remuneration and terms and conditions of employment.
13. The Directors' Report for this year has been prepared in compliance with the requirements of the CCG and fully describes the salient matters required to be disclosed.
14. The financial statements of the Company were duly endorsed by CEO and CFO before approval of the Board.
15. The directors, CEO and executives do not hold any interest in the shares of the company other than that disclosed in the pattern of shareholding.
16. The Company has complied with all the corporate and financial reporting requirements of the CCG.
17. The Board has formed an Audit Committee. It comprises of 3 members, all are non-executive directors. The Chairman of the committee is an independent director.
18. The meetings of the Audit Committee were held at least once every quarter prior to approval of interim and final results of the Company as required by the CCG. The Terms of Reference of the committee have been formed and approved by the Board and advised to the committee for compliance.
19. The Board has formed a Human Resource and Remuneration (HR&R) Committee. It comprises of 3 members, of whom 2 are non-executive directors and the chairman of the Committee is an Executive director.
20. The Board has set up an effective internal audit function that is considered suitably qualified and experienced for the purpose and is conversant with the policies and procedures of the Company and they are involved in the internal audit function on full time basis.
21. The statutory auditors of the Company have confirmed that they have been given a satisfactory rating under the quality control review program of the ICAP, that they or any of the partners of the firm, their spouses and minor children do not hold shares of the company and that the firm and all its partners are in compliance with International Federation of Accountants (IFAC) guidelines on code of ethics as adopted by the ICAP.
22. The statutory auditors or the persons associated with them have not been appointed to provide other services except in accordance with the Listing Regulations and the auditors have confirmed that they have observed IFAC guidelines in this regard.
23. The 'closed period', prior to the announcement of interim/final results, and business decisions, which may materially affect the market price of company's securities, was determined and intimated to directors, employees and Stock Exchanges.
24. Material/price sensitive information has been disseminated among all market participants at once through Stock Exchanges.
25. We confirm that all other material principles enshrined in the CCG have been complied with.

SHAHZAD SALEEM  
Chairman

# REVIEW REPORT TO THE MEMBERS ON THE STATEMENT OF COMPLIANCE WITH THE CODE OF CORPORATE GOVERNANCE



We have reviewed the enclosed Statement of Compliance with the best practices contained in the Code of Corporate Governance (the 'Code') prepared by the Board of Directors of Nishat Chunian Power Limited (the 'company') for the year ended June 30, 2015 to comply with the requirements of Listing Regulation No. 35 of the Karachi and Lahore Stock Exchanges, where the company is listed.

The responsibility for compliance with the Code is that of the Board of Directors of the company. Our responsibility is to review, to the extent where such compliance can be objectively verified, whether the Statement of Compliance reflects the status of the company's compliance with the provisions of the Code and report if it does not and to highlight any non-compliance with the requirements of the Code. A review is limited primarily to inquiries of the company's personnel and review of various documents prepared by the company to comply with the Code.

As a part of our audit of the financial statements, we are required to obtain an understanding of the accounting and internal control systems sufficient to plan the audit and develop an effective audit approach. We are not required to consider whether the Board of Directors' statement on internal control covers all risks and controls or to form an opinion on the effectiveness of such internal controls, the company's corporate governance procedures and risks.

The Code requires the company to place before the Audit Committee, and upon recommendation of the Audit Committee, place before the Board of Directors for their review and approval its related party transactions distinguishing between transactions carried out on terms equivalent to those that prevail in arm's length transactions and transactions which are not executed at arm's length price and recording proper justification for using such alternate pricing mechanism. We are only required and have ensured compliance of this requirement to the extent of the approval of the related party transactions by the Board of Directors upon recommendation of the Audit Committee. We have not carried out any procedures to determine whether the related party transactions were undertaken at arm's length price or not.

Based on our review, nothing has come to our attention which causes us to believe that the Statement of Compliance does not appropriately reflect the company's compliance, in all material respects, with the best practices contained in the Code as applicable to the company for the year ended June 30, 2015.

Further, we highlight below instances of non-compliance with the requirements of the Code as reflected in the paragraph reference where these are stated in the Statement of Compliance:

	<b>Paragraph reference</b>	<b>Description</b>
i)	8	The Chairman of the company is an executive director whereas the Code requires the same to be elected out of non-executive directors. The matter will be addressed in the next Board of Directors meeting.
ii)	11	The training of directors has not been conducted. The company is in the process of arranging these trainings.

**A.F. Ferguson & Co.  
Chartered Accountants**

**Lahore, October 5, 2015**

**Engagement Partner: Muhammad Masood**

# AUDITORS' REPORT TO THE MEMBERS

---



We have audited the annexed balance sheet of Nishat Chunian Power Limited (the 'company') as at June 30, 2015 and the related profit and loss account, statement of comprehensive income, cash flow statement and statement of changes in equity together with the notes forming part thereof, for the year then ended and we state that we have obtained all the information and explanations which, to the best of our knowledge and belief, were necessary for the purposes of our audit.

It is the responsibility of the company's management to establish and maintain a system of internal control, and prepare and present the above said statements in conformity with the approved accounting standards and the requirements of the Companies Ordinance, 1984. Our responsibility is to express an opinion on these statements based on our audit.

We conducted our audit in accordance with the auditing standards as applicable in Pakistan. These standards require that we plan and perform the audit to obtain reasonable assurance about whether the above said statements are free of any material misstatement. An audit includes examining, on a test basis, evidence supporting the amounts and disclosures in the above said statements. An audit also includes assessing the accounting policies and significant estimates made by management, as well as, evaluating the overall presentation of the above said statements. We believe that our audit provides a reasonable basis for our opinion and, after due verification, we report that:

- (a) in our opinion, proper books of account have been kept by the company as required by the Companies Ordinance, 1984;
- (b) in our opinion:
  - (i) the balance sheet and profit and loss account together with the notes thereon have been drawn up in conformity with the Companies Ordinance, 1984, and are in agreement with the books of account and are further in accordance with accounting policies consistently applied;
  - (ii) the expenditure incurred during the year was for the purpose of the company's business; and
  - (iii) the business conducted, investments made and the expenditure incurred during the year were in accordance

with the objects of the company;

- (c) in our opinion and to the best of our information and according to the explanations given to us, the balance sheet, profit and loss account, statement of comprehensive income, cash flow statement and statement of changes in equity together with the notes forming part thereof conform with approved accounting standards as applicable in Pakistan, and, give the information required by the Companies Ordinance, 1984, in the manner so required and respectively give a true and fair view of the state of the company's affairs as at June 30, 2015 and of the profit, total comprehensive income, its cash flows and changes in equity for the year then ended; and
- (d) in our opinion, Zakat deductible at source under the Zakat and Ushr Ordinance, 1980 (XVIII of 1980), was deducted by the company and deposited in the Central Zakat Fund established under Section 7 of that Ordinance.

We draw attention to note 16.2 to the annexed financial statements, which describes the matter regarding recoverability of certain trade debts. Our opinion is not qualified in respect of this matter.

**A.F. Ferguson & Co.**  
**Chartered Accountants. Lahore,**  
**Engagement Partner: Muhammad Masood**

**NISHAT CHUNIAN POWER LIMITED**  
**BALANCE SHEET AS AT JUNE 30, 2015**

	Note	2015 Rupees	2014 Rupees
<b>EQUITY AND LIABILITIES</b>			
<b>SHARE CAPITAL AND RESERVES</b>			
Authorized share capital 385,000,000 (2014: 385,000,000) ordinary shares of Rs 10 each		<u>3,850,000,000</u>	<u>3,850,000,000</u>
Issued, subscribed and paid up share capital 367,346,939 (2014: 367,346,939) ordinary shares of Rs 10 each	5	3,673,469,390	3,673,469,390
Revenue reserve: Un-appropriated profit	6	<u>3,709,803,107</u>	<u>3,374,592,028</u>
		7,383,272,497	7,048,061,418
<b>NON-CURRENT LIABILITY</b>			
Long term financing - secured	7	9,171,718,257	10,604,150,775
<b>CURRENT LIABILITIES</b>			
Current portion of long term financing - secured	7	1,432,432,451	1,232,844,273
Short term borrowings - secured	8	5,341,719,733	5,698,837,812
Trade and other payables	9	574,393,090	2,306,600,169
Accrued finance cost	10	<u>343,612,872</u>	<u>507,966,208</u>
		7,692,158,146	9,746,248,462
<b>CONTINGENCIES AND COMMITMENTS</b>	11	<u>24,247,148,900</u>	<u>27,398,460,655</u>

The annexed notes 1 to 36 form an integral part of these financial statements.

**Director**

STATEMENT UNDER SECTION 241 (2) OF THE COMPANIES ORDINANCE, 1984

These financial statements have been signed by two directors instead of chief executive and one director, as the chief executive is for the time being not in Pakistan.



	Note	2015 Rupees	2014 Rupees
<b>ASSETS</b>			
<b>NON-CURRENT ASSETS</b>			
Fixed assets	12	13,387,490,247	14,116,423,362
Long term loans to executives	13	10,812,870	419,499
Long term security deposits		105,000	105,000
		<u>13,398,408,117</u>	<u>14,116,947,861</u>
 <b>CURRENT ASSETS</b>			
Stores and spares	14	911,707,884	916,391,733
Inventories	15	920,453,343	431,070,568
Trade debts	16	8,109,775,412	10,199,010,015
Loans, advances, deposits, prepayments and other receivables	17	887,017,186	676,051,026
Income tax receivable		17,652,298	15,670,781
Bank balances	18	2,134,660	1,043,318,671
		10,848,740,783	13,281,512,794
		<u>24,247,148,900</u>	<u>27,398,460,655</u>

**Director**

# NISHAT CHUNIAN POWER LIMITED

## PROFIT AND LOSS ACCOUNT FOR THE YEAR ENDED JUNE 30, 2015

	Note	2015 Rupees	2014 Rupees
Sales	19	22,574,562,189	27,629,641,999
Cost of sales	20	<u>(17,448,989,231)</u>	<u>(22,694,593,827)</u>
<b>Gross profit</b>		5,125,572,958	4,935,048,172
Administrative expenses	21	(121,115,024)	(116,220,861)
Other expenses	22	(58,311,523)	(82,671,785)
Other income	23	28,620,328	86,278,680
Finance cost	24	<u>(1,884,453,616)</u>	<u>(1,921,675,298)</u>
<b>Profit before taxation</b>		3,090,313,123	2,900,758,908
Taxation	25	-	-
<b>Profit for the year</b>		<u><u>3,090,313,123</u></u>	<u><u>2,900,758,908</u></u>
Earnings per share - basic and diluted	26	<u><u>8.413</u></u>	<u><u>7.897</u></u>

The annexed notes 1 to 36 form an integral part of these financial statements.

**Director**

**Director**

STATEMENT UNDER SECTION 241 (2) OF THE COMPANIES ORDINANCE, 1984

These financial statements have been signed by two directors instead of chief executive and one director, as the chief executive is for the time being not in Pakistan.

# NISHAT CHUNIAN POWER LIMITED

## STATEMENT OF COMPREHENSIVE INCOME FOR THE YEAR ENDED JUNE 30, 2015

	<b>2015</b> <b>Rupees</b>	<b>2014</b> <b>Rupees</b>
Profit for the year	3,090,313,123	2,900,758,908
<b>Other comprehensive income:</b>		
<i>Items that may be reclassified subsequently to profit or loss</i>	-	-
<i>Items that will not be reclassified subsequently to profit or loss</i>	-	-
	-	-
<b>Total comprehensive income for the year</b>	<u><u>3,090,313,123</u></u>	<u><u>2,900,758,908</u></u>

The annexed notes 1 to 36 form an integral part of these financial statements.

**Director**

**Director**

STATEMENT UNDER SECTION 241 (2) OF THE COMPANIES ORDINANCE, 1984

These financial statements have been signed by two directors instead of chief executive and one director, as the chief executive is for the time being not in Pakistan.

# NISHAT CHUNIAN POWER LIMITED

## STATEMENT OF CHANGES IN EQUITY FOR THE YEAR ENDED JUNE 30, 2015

	Share capital	Revenue reserve: Un-appropriated profit Rupees	Total
<b>Balance as on June 30, 2013</b>	3,673,469,390	3,596,282,092	7,269,751,482
Profit for the year	-	2,900,758,908	2,900,758,908
Other comprehensive income for the year	-	-	-
<b>Total comprehensive income for the year</b>	-	2,900,758,908	2,900,758,908
Dividend to equity holders of the company:			
Interim dividend for the half year ended December 31, 2012 @ Rs 2 per share	-	(734,693,878)	(734,693,878)
Final dividend for the year ended June 30, 2013 @ Rs 2 per share	-	(734,693,878)	(734,693,878)
Interim dividend for the first quarter ended September 30, 2013 @ Rs 1.5 per share	-	(551,020,398)	(551,020,398)
Interim dividend for the half year ended December 31, 2013 @ Rs 1.5 per share	-	(551,020,409)	(551,020,409)
Interim dividend for the third quarter ended March 31, 2014 @ Rs 1.5 per share	-	(551,020,409)	(551,020,409)
<b>Total distributions to owners of the company recognized directly in equity</b>	-	(3,122,448,972)	(3,122,448,972)
<b>Balance as on June 30, 2014</b>	3,673,469,390	3,374,592,028	7,048,061,418
Profit for the year	-	3,090,313,123	3,090,313,123
Other comprehensive income for the year	-	-	-
<b>Total comprehensive income for the year</b>	-	3,090,313,123	3,090,313,123
Dividend to equity holders of the company:			
Final dividend for the year ended June 30, 2014 @ Rs 2 per share	-	(734,693,882)	(734,693,882)
Interim dividend for the first quarter ended September 30, 2014 @ Rs 1.5 per share	-	(551,020,398)	(551,020,398)
Interim dividend for the half year ended December 31, 2014 @ Rs 2 per share	-	(734,693,882)	(734,693,882)
Interim dividend for the third quarter ended March 31, 2015 @ Rs 2 per share	-	(734,693,882)	(734,693,882)
<b>Total distributions to owners of the company recognized directly in equity</b>	-	(2,755,102,044)	(2,755,102,044)
<b>Balance as on June 30, 2015</b>	<u>3,673,469,390</u>	<u>3,709,803,107</u>	<u>7,383,272,497</u>

The annexed notes 1 to 36 form an integral part of these financial statements.

**Director**

**Director**

STATEMENT UNDER SECTION 241 (2) OF THE COMPANIES ORDINANCE, 1984

These financial statements have been signed by two directors instead of chief executive and one director, as the chief executive is for the time being not in Pakistan.

# NISHAT CHUNIAN POWER LIMITED

## CASH FLOW STATEMENT FOR THE YEAR ENDED JUNE 30, 2015

	Note	2015 Rupees	2014 Rupees
<b>Cash flows from operating activities</b>			
Cash generated from operations	27	6,327,597,848	1,151,476,853
Finance cost paid		(2,048,806,952)	(1,933,360,155)
Income tax paid		(1,981,517)	(2,145,742)
Retirement benefits paid		(4,326,843)	(2,679,798)
Net increase in long term loans to executives		(10,393,371)	(37,993)
<b>Net cash inflow/(outflow) from operating activities</b>		<u>4,262,089,165</u>	<u>(786,746,835)</u>
<b>Cash flows from investing activities</b>			
Fixed capital expenditure		(420,418,885)	(516,675,917)
Proceeds from disposal of property, plant and equipment		1,996,400	10,984,366
Profit on bank deposits received		1,332,149	607,779
<b>Net cash outflow from investing activities</b>		<u>(417,090,336)</u>	<u>(505,083,772)</u>
<b>Cash flows from financing activities</b>			
Repayment of long term financing		(1,232,844,340)	(1,061,065,745)
Dividend paid		(3,296,220,421)	(2,568,450,252)
<b>Net cash outflow from financing activities</b>		<u>(4,529,064,761)</u>	<u>(3,629,515,997)</u>
<b>Net decrease in cash and cash equivalents</b>		(684,065,932)	(4,921,346,604)
<b>Cash and cash equivalents at the beginning of the year</b>		(4,655,519,141)	265,827,463
<b>Cash and cash equivalents at the end of the year</b>	28	<u><u>(5,339,585,073)</u></u>	<u><u>(4,655,519,141)</u></u>

The annexed notes 1 to 36 form an integral part of these financial statements.

**Director**

**Director**

STATEMENT UNDER SECTION 241 (2) OF THE COMPANIES ORDINANCE, 1984

These financial statements have been signed by two directors instead of chief executive and one director, as the chief executive is for the time being not in Pakistan.

# NISHAT CHUNIAN POWER LIMITED

## NOTES TO AND FORMING PART OF THE FINANCIAL STATEMENTS FOR THE YEAR ENDED JUNE 30, 2015

### 1. The company and its activities

Nishat Chunian Power Limited (the 'company') is a public limited company incorporated in Pakistan. The company is a subsidiary of Nishat (Chunian) Limited. The company's ordinary shares are listed on the Karachi, Lahore and Islamabad Stock Exchanges.

The principal activity of the company is to build, own, operate and maintain a fuel fired power station having gross capacity of 200 MW and net capacity of 195.722 MW at Jamber Kalan, Tehsil Pattoki, District Kasur, Punjab, Pakistan. The address of the registered office of the company is 31-Q, Gulberg II, Lahore. The company has a Power Purchase Agreement ('PPA') with its sole customer, National Transmission and Dispatch Company Limited ('NTDC') for twenty five years which commenced from July 21, 2010.

### 2. Basis of preparation

**2.1** These financial statements have been prepared in accordance with approved accounting standards as applicable in Pakistan. Approved accounting standards comprise of such International Financial Reporting Standards (IFRS) issued by the International Accounting Standards Board and Islamic Financial Accounting Standards (IFAS) issued by Institute of Chartered Accountants of Pakistan as are notified under the Companies Ordinance, 1984, provisions of and directives issued under the Companies Ordinance, 1984. Wherever the requirements of the Companies Ordinance, 1984 or directives issued by Securities and Exchange Commission of Pakistan ('SECP') differ with the requirements of IFRS or IFAS, the requirements of the Companies Ordinance, 1984 or the requirements of the said directives prevail.

#### 2.2 Initial application of standards, amendments or an interpretation to existing

The following amendments to existing standards have been published that are applicable to the company's financial statements covering annual periods, beginning on or after the following dates:

##### 2.2.1 Standards, amendments and interpretations to approved accounting standards that are effective in current year

Certain standards, amendments and interpretations to approved accounting standards are effective for accounting periods beginning on July 01, 2014, but are considered not to be relevant or to have any significant effect on the company's operations and are, therefore, not detailed in these financial statements.

##### 2.2.2 Exemption from applicability of certain interpretations to standards

SECP through SRO 24(I)/2012 dated January 16, 2012, has exempted the application of International Financial Reporting Interpretations Committee (IFRIC) 4 'Determining whether an Arrangement contains a Lease' to all companies. However, the SECP made it mandatory to disclose the impact of the application of IFRIC 4 on the results of the companies. This interpretation provides guidance on determining whether arrangements that do not take the legal form of a lease should, nonetheless, be accounted for as a lease in accordance with International Accounting Standard (IAS) 17, 'Leases'.

Consequently, the company is not required to account for a portion of its PPA with NTDC as a lease under IAS - 17. If the company were to follow IFRIC - 4 and IAS - 17, the effect on the financial statements would be as follows:

	<b>2015</b> <b>Rupees</b>	<b>2014</b> <b>Rupees</b>
De-recognition of property, plant and equipment	<u>(13,223,381,381)</u>	<u>(14,053,671,701)</u>
Recognition of lease debtor	<u>13,844,802,763</u>	<u>14,988,100,810</u>
Increase in un-appropriated profit at the beginning of the year	934,429,109	1,214,033,241
Decrease in profit for the year	<u>(313,007,727)</u>	<u>(279,604,132)</u>
Increase in un-appropriated profit at the end of the year	<u>621,421,382</u>	<u>934,429,109</u>

### **2.2.3 Standards, amendments and interpretations to existing standards that are not yet effective and have not been early adopted by the company**

There are certain standards, amendments to the approved accounting standards and interpretations that are mandatory for the company's accounting periods beginning on or after July 1, 2015 but are considered not to be relevant or to have any significant effect on the company's operations and are, therefore, not detailed in these financial statements.

## **3. Basis of measurement**

**3.1** These financial statements have been prepared under the historical cost convention as modified by the revaluation of certain financial instruments at fair value.

**3.2** The company's significant accounting policies are stated in note 4. Not all of these significant policies require the management to make difficult, subjective or complex judgments or estimates. The following is intended to provide an understanding of the policies the management considers critical because of their complexity, judgment and estimation involved in their application and their impact on these financial statements. Estimates and judgments are continually evaluated and are based on historical experience, including expectations of future events that are believed to be reasonable under the circumstances. These judgments involve assumptions or estimates in respect of future events and the actual results may differ from these estimates, which have been explained as follows:

### **a) Provision for taxation**

The company takes into account the current income tax law and the decisions taken by appellate authorities. Instances where the company's view differs from the view taken by the income tax department at the assessment stage and where the company considers that its views on items of material nature is in accordance with the law, the amounts are shown as contingent liabilities.

### **b) Useful lives and residual values of property, plant and equipment**

The company reviews the useful lives of property, plant and equipment on regular basis. Any change in estimates in future years might affect the carrying amounts of the respective items of property, plant and equipment with a corresponding effect on the depreciation charge and impairment.

## **4. Significant accounting policies**

The significant accounting policies adopted in the preparation of these financial statements are set out below. These policies have been consistently applied to all years presented, unless otherwise stated.

### **4.1 Taxation**

#### **Current**

The profits and gains of the company derived from electric power generation are exempt from tax in terms of clause 132 of Part I of the Second Schedule to the Income Tax Ordinance, 2001, subject to the conditions and limitations provided therein.

Under clause 11A of Part IV of the Second Schedule to the Income Tax Ordinance, 2001, the company is also exempt from levy of minimum tax on 'turnover' under section 113 of the Income Tax Ordinance, 2001. However, full provision is made in the profit and loss account on income from sources not covered under the above clauses at current rates of taxation after taking into account, tax credits and rebates available, if any.

#### **Deferred**

Deferred tax is accounted for using the balance sheet liability method in respect of all temporary differences arising from differences between the carrying amount of assets and liabilities in the financial statements and the corresponding tax bases used in the computation of the taxable profit. However, the deferred tax is not accounted for if it arises from initial recognition of an asset or liability in a transaction other than a business combination that at the time of transaction neither affects accounting nor taxable profit or loss. Deferred tax liabilities are generally recognized for all taxable temporary differences and deferred tax assets are recognized to the extent that it is probable that taxable profits will be available against which the deductible temporary differences, unused tax losses and tax credits can be utilized.

Deferred tax is calculated at the rates that are expected to apply to the period when the differences reverse based on tax rates that have been enacted or substantively enacted by the balance sheet date. Deferred tax is charged or credited in the profit and loss account, except in the case of items credited or charged to other comprehensive income or equity in which case it is included in other comprehensive income or equity.

Deferred tax has not been provided in these financial statements as the company's management believes that the temporary differences will not reverse in the foreseeable future due to the fact that the profits and gains of the company derived from electric power generation are exempt from tax subject to the conditions and limitations provided for in terms of clause 132 of Part I of the Second Schedule to the Income Tax Ordinance, 2001.

## **4.2 Property, plant and equipment**

### **4.2.1 Operating fixed assets**

Operating fixed assets except freehold land are stated at cost less accumulated depreciation and any identified impairment loss. Freehold land is stated at cost less any identified impairment loss.

Depreciation on operating fixed assets is charged to profit and loss account on the straight line method so as to write off the cost of an asset over its estimated useful life at the annual rates mentioned in note 12.1 after taking into account their residual values.

The assets' residual values and useful lives are reviewed, at each financial year end, and adjusted if impact on depreciation is significant. The company's estimate of the residual value of its operating fixed assets as at June 30, 2015 has not required any adjustment as its impact is considered insignificant.

An asset's carrying amount is written down immediately to its recoverable amount if the asset's carrying amount is greater than its estimated recoverable amount (note 4.4).

Subsequent costs are included in the asset's carrying amount or recognized as a separate asset, as appropriate, only when it is probable that future economic benefits associated with the item will flow to the company and the cost of the item can be measured reliably. All other repair and maintenance costs are included in the profit and loss account during the period in which they are incurred.

The gain or loss on disposal or retirement of an asset represented by the difference between the sale proceeds and the carrying amount of the asset is recognized as an income or expense.

### **4.2.2 Capital work-in-progress**

Capital work-in-progress is stated at cost less any identified impairment loss. All expenditure connected with specific assets incurred during installation and construction period are carried under capital work-in-progress. These are transferred to operating fixed assets as and when these are available for use.

### **4.2.3 Major spare parts and standby equipment**

Major spare parts and stand-by equipment qualify as property, plant and equipment when an entity expects to use them for more than one year. Transfers are made to relevant operating fixed assets category as and when such items are available for use.

## **4.3 Intangible assets**

### **Computer software**

Expenditure incurred to acquire computer software is capitalized as intangible asset and stated at cost less accumulated amortization and any identified impairment loss. Computer software is amortized using the straight line method over a period of five years.

An asset's carrying amount is written down immediately to its recoverable amount if the asset's carrying amount is greater than its estimated recoverable amount (note 4.4).



#### **4.4 Impairment of non-financial assets**

Assets that have an indefinite useful life - for example, goodwill or intangible assets not ready to use - are not subject to amortization and are tested annually for impairment. Assets that are subject to amortization are reviewed for impairment whenever events or changes in circumstances indicate that the carrying amount may not be recoverable. An impairment loss is recognized for the amount by which the asset's carrying amount exceeds its recoverable amount. The recoverable amount is the higher of an asset's fair value less costs to sell and value in use. For the purposes of assessing impairment, assets are grouped at the lowest levels for which there are separately identifiable cash flows (cash-generating units). Non-financial assets other than goodwill that suffered an impairment are reviewed for possible reversal of the impairment at each reporting date.

#### **4.5 Leases**

The company is the lessee:

##### **4.5.1 Operating leases**

Leases where a significant portion of the risks and rewards of ownership are retained by the lessor are classified as operating leases. Payments made under operating leases (net of any incentives received from the lessor) are charged to profit on a straight line basis over the lease term.

#### **4.6 Stores and spares**

Stores and spares are valued principally at weighted average cost except for items in transit which are stated at invoice value plus other charges paid thereon till the balance sheet date while items considered obsolete are carried at nil value.

#### **4.7 Inventories**

Inventories except for those in transit and furnace oil are valued principally at lower of weighted average cost and net realizable value. Materials in transit are stated at cost comprising invoice value plus other charges paid thereon. Furnace oil is valued at lower of cost based on First-In First-Out (FIFO) method and net realizable value.

Net realizable value signifies the estimated selling price in the ordinary course of business less costs necessarily to be incurred in order to make the sale. Provision is made in the financial statements for obsolete and slow moving inventories based on management's estimate.

#### **4.8 Financial assets**

##### **4.8.1 Classification**

The company classifies its financial assets in the following categories: at fair value through profit or loss, loans and receivables, available-for-sale and held to maturity. The classification depends on the purpose for which the financial assets were acquired. Management determines the classification of its financial assets at the time of initial recognition.

##### **a) Financial assets at fair value through profit or loss**

Financial assets at fair value through profit or loss are financial assets held for trading and financial assets designated upon initial recognition as at fair value through profit or loss. A financial asset is classified as held for trading if acquired principally for the purpose of selling in the short term. Assets in this category are classified as current assets if expected to be settled within twelve months, otherwise, they are classified as non current.

##### **b) Loans and receivables**

Loans and receivables are non-derivative financial assets with fixed or determinable payments that are not quoted in an active market. They are included in current assets, except for maturities greater than twelve months after the balance sheet date, which are classified as non-current assets. Loans and receivables comprise loans, advances, deposits and other receivables and cash and cash equivalents in the balance sheet.

### **c) Available-for-sale financial assets**

Available-for-sale financial assets are non-derivatives that are either designated in this category or not classified in any of the other categories. They are included in non-current assets unless management intends to dispose of the investments within twelve months from the balance sheet date.

### **d) Held to maturity**

Financial assets with fixed or determinable payments and fixed maturity, where management has the intention and ability to hold till maturity are classified as held to maturity and are stated at amortized cost.

## **4.8.2 Recognition and measurement**

All financial assets are recognized at the time when the company becomes a party to the contractual provisions of the instrument. Regular purchases and sales of investments are recognized on trade-date – the date on which the company commits to purchase or sell the asset. Financial assets are initially recognized at fair value plus transaction costs for all financial assets not carried at fair value through profit or loss. Financial assets carried at fair value through profit or loss are initially recognized at fair value and transaction costs are expensed in the profit and loss account. Financial assets are derecognized when the rights to receive cash flows from the assets have expired or have been transferred and the company has transferred substantially all the risks and rewards of ownership. Available-for-sale financial assets and financial assets at fair value through profit or loss are subsequently carried at fair value. Loans and receivables and held-to-maturity investments are carried at amortized cost using the effective interest rate method.

Gains or losses arising from changes in the fair value of the 'financial assets at fair value through profit or loss' category are presented in the profit and loss account in the period in which they arise. Dividend income from financial assets at fair value through profit or loss is recognized in the profit and loss account as part of other income when the company's right to receive payments is established.

Changes in the fair value of securities classified as available-for-sale are recognized in other comprehensive income. When securities classified as available-for-sale are sold or impaired, the accumulated fair value adjustments recognized in equity are included in the profit and loss account as gains and losses from investment securities. Interest on available-for-sale securities calculated using the effective interest method is recognized in the profit and loss account. Dividends on available-for-sale equity instruments are recognized in the profit and loss account when the company's right to receive payments is established.

The fair values of quoted investments are based on current prices. If the market for a financial asset is not active (and for unlisted securities), the company measures the investments at cost less impairment in value, if any.

The company assesses at each balance sheet date whether there is objective evidence that a financial asset or a group of financial assets is impaired. If any such evidence exists for available-for-sale financial assets, the cumulative loss is removed from equity and recognized in the profit and loss account. Impairment losses recognized in the profit and loss account on equity instruments are not reversed through the profit and loss account. Impairment testing of trade debts and other receivables is described in note 4.12.

## **4.9 Financial liabilities**

All financial liabilities are recognized at the time when the company becomes a party to the contractual provisions of the instrument.

A financial liability is derecognized when the obligation under the liability is discharged or cancelled or expired. Where an existing financial liability is replaced by another from the same lender on substantially different terms, or the terms of an existing liability are substantially modified, such an exchange or modification is treated as a derecognition of the original liability and the recognition of a new liability, and the difference in respective carrying amounts is recognized in the profit and loss account.

## **4.10 Offsetting of financial assets and financial liabilities**

Financial assets and financial liabilities are offset and the net amount is reported in the financial statements only when there is a legally enforceable right to set off the recognized amount and the company intends either to settle on a net basis or to realize the assets and to settle the liabilities simultaneously.

#### **4.11 Derivative financial instruments**

These are initially recognized at fair value on the date a derivative contract is entered into and are subsequently re-measured at their fair values. The method of recognizing the resulting gain or loss depends on whether the derivative is designated as a hedging instrument, and if so, the nature of the item being hedged. The company has not designated any derivatives as hedging instruments and accordingly, the changes in fair value re-measurement are recognized in the profit and loss account. Trading derivatives are classified as a current asset or liability.

#### **4.12 Trade debts and other receivables**

Trade debts and other receivables are recognized initially at invoice value, which approximates fair value, and subsequently measured at amortized cost using the effective interest method, less provision for impairment. A provision for impairment of trade debts and other receivables is established when there is objective evidence that the company will not be able to collect all the amount due according to the original terms of the receivable. Significant financial difficulties of the debtor, probability that the debtor will enter bankruptcy or financial reorganization, and default or delinquency in payments are considered indicators that the trade debt is impaired. The provision is recognized in the profit and loss account. When a trade debt is uncollectible, it is written off against the provision. Subsequent recoveries of amounts previously written off are credited to the profit and loss account.

#### **4.13 Share capital**

Ordinary shares are classified as equity and recognized at their face value. Incremental costs directly attributable to the issue of new shares are shown in equity as a deduction, net of tax, if any.

#### **4.14 Employees' retirement benefits - Defined contribution plan**

There is an approved defined contributory provident fund for all employees. Equal monthly contributions are made both by the company and employees to the fund at the rate of 8.33 percent of the basic salary. Retirement benefits are payable to staff on completion of prescribed qualifying period of service under the scheme.

#### **4.15 Trade and other payables**

Trade and other payables are recognized initially at fair value and subsequently measured at amortized cost using the effective interest method. Exchange gains and losses arising on translation in respect of liabilities in foreign currency are added to the carrying amount of the respective liabilities.

#### **4.16 Provisions**

Provisions are recognized when the company has a present legal or constructive obligation as a result of past events, it is probable that an outflow of resources embodying economic benefits will be required to settle the obligation and a reliable estimate of the amount can be made. Provisions are reviewed at each balance sheet date and adjusted to reflect the current best estimate.

#### **4.17 Cash and cash equivalents**

Cash and cash equivalents includes cash in hand, deposits held at call with banks, other short-term highly liquid investments with original maturities of three months or less, and bank overdrafts. Bank overdrafts are shown within borrowings in current liabilities on the balance sheet.

#### **4.18 Borrowings**

Borrowings are recognized initially at fair value, net of transaction costs incurred. Borrowings are subsequently stated at amortized cost, any difference between the proceeds (net of transaction costs) and the redemption value is recognized in the profit and loss account over the period of the borrowings using the effective interest method. Finance costs are accounted for on an accrual basis and are reported under accrued finance cost to the extent of the amount remaining unpaid.

Borrowings are classified as current liabilities unless the company has an unconditional right to defer settlement of the liability for at least twelve months after the balance sheet date.

#### **4.19 Borrowing costs**

Borrowing costs are recognized as an expense in the period in which they are incurred except where such costs are directly attributable to the acquisition, construction or production of a qualifying asset in which case such costs are capitalized as part of the cost of the asset up to the date of commissioning of the related asset.

#### **4.20 Revenue recognition**

Revenue is recognized when it is probable that the economic benefits will flow to the company and the revenue can be measured reliably. Revenue is measured at the fair value of the consideration received or receivable on the following basis:

Revenue on account of energy is recognized on transmission of electricity to NTDC, whereas on account of capacity is recognized when due. Income on bank deposits is accrued on a time proportion basis by reference to the principal outstanding and the applicable rate of return.

#### **4.21 Foreign currency transactions and translation**

##### **a) Functional and presentation currency**

Items included in the financial statements of the company are measured using the currency of the primary economic environment in which the company operates (the functional currency). The financial statements are presented in Pak Rupees, which is the company's functional and presentation currency.

##### **b) Transactions and balances**

Foreign currency transactions are translated into Pak Rupees using the exchange rates prevailing at the dates of the transactions. Foreign exchange gains and losses resulting from the settlement of such transactions and from the translation at year-end exchange rates of monetary assets and liabilities denominated in foreign currencies are recognized in the profit and loss account.

#### **4.22 Dividend**

Dividend distribution to the company's members is recognized as a liability in the period in which the dividends are approved.

#### **5. Issued, subscribed and paid up share capital**

This represents 367,346,939 (2014: 367,346,939) ordinary shares of Rs 10 each fully paid in cash. 187,585,820 (2014: 187,585,820) ordinary shares of the company are held by Nishat (Chunian) Limited, the holding company.

**6.** In accordance with the terms of agreement with the lenders of long term finances, there are certain restrictions on the distribution of dividends by the company.

		<b>2015 Rupees</b>	<b>2014 Rupees</b>
<b>7. Long term financing - secured</b>			
Senior facility	- note 7.1	8,547,497,996	9,542,103,996
Term finance facility	- note 7.2	2,056,652,712	2,294,891,052
		<u>10,604,150,708</u>	<u>11,836,995,048</u>
Less: Current portion shown under current liabilities		1,432,432,451	1,232,844,273
		<u>9,171,718,257</u>	<u>10,604,150,775</u>

	<b>2015</b>	<b>2014</b>
	<b>Rupees</b>	<b>Rupees</b>
<b>7.1 Senior facility</b>		
Long term financing under mark-up arrangement obtained from following banks:		
<b>Lender</b>		
National Bank of Pakistan	1,471,308,629	1,642,513,501
Habib Bank Limited	1,970,387,796	2,199,666,664
Allied Bank Limited	1,970,387,797	2,199,666,664
United Bank Limited	1,970,387,795	2,199,666,663
Faysal Bank Limited	888,282,582	991,645,194
Summit Bank Limited	115,309,749	128,783,298
Sindh Bank Limited	161,433,648	180,162,012
	<u>8,547,497,996</u>	<u>9,542,103,996</u>
Less: Current portion shown under current liabilities	<u>1,155,625,128</u>	<u>994,605,938</u>
	<u>7,391,872,868</u>	<u>8,547,498,058</u>

## **7.2 Term finance facility**

Long term financing under mark-up arrangement obtained from following banks:

<b>Lender</b>		
National Bank of Pakistan	354,018,158	395,026,877
Habib Bank Limited	474,104,172	529,023,404
Allied Bank Limited	474,104,170	529,023,404
United Bank Limited	474,104,172	529,023,404
Faysal Bank Limited	280,322,040	312,793,963
	<u>2,056,652,712</u>	<u>2,294,891,052</u>
Less: Current portion shown under current liabilities	<u>276,807,323</u>	<u>238,238,335</u>
	<u>1,779,845,389</u>	<u>2,056,652,717</u>

**7.3** This represents long term financing obtained from a consortium of banks led by United Bank Limited (Agent Bank). The portion of long term financing from Faysal Bank Limited is on murabaha basis. The overall financing is secured against registered first joint parri passu charge on immovable property, mortgage of project receivables (excluding energy payment receivables), hypothecation of all present and future assets and all properties of the company (excluding working capital hypothecated property), lien over project bank accounts and pledge of shares held by the holding company in Nishat Chunian Power Limited. It carries mark-up at the rate of three months Karachi Inter-Bank Offered Rate (KIBOR) plus three percent per annum, payable on quarterly basis. The mark-up rate charged during the year on the outstanding balance ranges from 10.99% to 13.18% (2014: 12.08% to 13.18%) per annum. As of June 30, 2015, the finance is repayable in twenty one quarterly installments ending on July 01, 2020.

		<b>2015</b>	<b>2014</b>
		<b>Rupees</b>	<b>Rupees</b>
<b>8. Short term borrowings - secured</b>			
Short term borrowings under mark-up arrangements obtained as under:			
Running finances	- note 8.1	176,701,395	625,832,731
Money market loans	- note 8.1	2,600,000,000	2,850,000,000
Murabaha facilities	- note 8.2	2,565,018,338	2,223,005,081
		<u>5,341,719,733</u>	<u>5,698,837,812</u>

## 8.1 Running finances

Short term running finance facilities and money market loans available from commercial banks under mark-up arrangements amount to Rs 6,250 million (2014: Rs 6,150 million). Running finance facilities are available at mark-up rates ranging from one month to three months KIBOR plus 1% to 2% per annum, payable quarterly, on the balance outstanding. Running finance facilities are secured against first joint pari passu hypothecation charge on the present and future current assets of the company comprising of fuel stocks, inventories and energy price payment receivables from NTDC. The mark-up rate charged during the year on the outstanding balance ranges from 7.73% to 12.21% (2014: 10.44% to 12.44%) per annum.

Money market loans are available to the company as a sub-facility to the running finance facility. Such facilities amount to Rs 4,250 million (2014: Rs 4,150 million) and are available at mark-up rates ranging from one month to six months KIBOR plus 0.15% to 0.65% per annum. Money market loans are secured against first joint pari passu hypothecation charge on the present and future current assets of the company comprising of fuel stocks, inventories and energy price payment receivables from NTDC. The mark-up rate charged during the year on the outstanding balance ranges from 7.06% to 10.85% (2014: 10.15% to 10.99%) per annum.

## 8.2 Murabaha facilities

This represents murabaha facilities aggregating Rs 4,184.92 million (2014: Rs 3,034.92 million) under mark-up arrangements from commercial banks at mark-up rates ranging from one month to six months KIBOR plus 0.3% to 1.25% per annum. Mark-up is payable at the maturity of the respective murabaha transaction. Murabaha facilities are secured against first joint pari passu hypothecation charge on the present and future current assets of the company comprising of fuel stocks, inventories and energy price payment receivables from NTDC. The mark-up rate charged during the year on the outstanding balance ranges from 7.08% to 11.42% (2014: 10.15% to 11.47%) per annum.

## 8.3 Letters of credit and guarantees

Of the aggregate facilities of Rs 1,347.03 million (2014: Rs 2,135.08 million) for opening letters of credit and guarantees, the amount utilized at June 30, 2015 was Rs 138.99 million (2014: Rs 1,159.12 million). The aggregate facilities for opening letters of credit and guarantees are secured by ranking charge on the present and future current assets comprising of fuel stocks, inventories and energy price payment receivables from NTDC, counter guarantee, cash margin and lien over import documents.

		<b>2015</b>	<b>2014</b>
		<b>Rupees</b>	<b>Rupees</b>
<b>9. Trade and other payables</b>			
Creditors		386,638,259	1,589,300,554
Retention money		-	876,969
Security deposits		-	1,100,000
Accrued liabilities		13,601,344	6,384,100
Workers' profit participation fund	- note 9.1	154,540,678	145,062,967
Withholding tax payable		44	4,574,806
Dividend payable		-	551,020,409
Unclaimed dividend		15,938,413	6,036,381
Other liabilities		3,673,982	2,243,983
		<u>574,393,090</u>	<u>2,306,600,169</u>
<b>9.1 Workers' Profit Participation Fund</b>			
Opening balance		145,062,967	135,661,573
Provision for the year	- note 17.2	154,515,656	145,037,945
Interest for the year	- note 24	-	75,117
		<u>299,578,623</u>	<u>280,774,635</u>
Less: Payments		<u>145,037,945</u>	<u>135,711,668</u>
Closing balance		<u>154,540,678</u>	<u>145,062,967</u>

**9.2** Workers' Welfare Fund has not been provided for in the financial statements on the advice of the company's legal consultant.

	<b>2015</b>	<b>2014</b>
	<b>Rupees</b>	<b>Rupees</b>
<b>10. Accrued finance cost</b>		
Accrued mark-up/interest on:		
Long term financing - secured	290,550,820	389,082,920
Short term borrowings - secured	53,062,052	118,883,288
	<u>343,612,872</u>	<u>507,966,208</u>

**11. Contingencies and commitments**

**11.1 Contingencies**

(i) National Electric Power Regulatory Authority ('NEPRA') issued an order dated 8th February, 2013 through which it raised a demand of Rs 243.702 million payable by the company to NTDC for the period upto June 30, 2011 in respect of Calorific Value ('CV') adjustment on fuel consumed for power generation as per the terms of the PPA and various CV adjustment mechanisms prescribed by NEPRA. The first such CV adjustment mechanism was announced by NEPRA in March 2009 and as per this mechanism, the company has already made a provision of Rs 81.211 million in its financial statements for the above CV adjustment. In July 2011, NEPRA revised its CV adjustment mechanism and directed all Independent Power Producers ('IPPs') to maintain consignment-wise CV record of the fuel received and consumed for power generation. Consequently, the company started maintaining such CV record after such direction was received from NEPRA.

NEPRA directed the company to submit consignment-wise record of CV for the period upto June 30, 2011. The company disputed such direction as it was not required to maintain consignment-wise record prior to July 2011. However, NEPRA computed retrospectively and determined Rs 243.702 million payable by the company to NTDC for the period upto June 30, 2011 in respect of CV adjustment on the basis of the mechanism directed by it in July 2011. The company filed a Motion for Leave for Review before NEPRA requesting it to reconsider its decision, which was decided against the company. Consequently, the company filed a writ petition before the Islamabad High Court against NEPRA's decision on the grounds that change in CV adjustment mechanism in July 2011 cannot be applied retrospectively and credible information is also not available from any source upon which CV adjustment computations can be made. The case is pending adjudication before Islamabad High Court.

Based on the advice of the company's legal counsel, management feels that there are meritorious grounds to support the company's stance and the aforesaid NEPRA's decision is likely to be revoked. Under these circumstances, no provision of the balance amount of Rs 162.491 million has been made in these financial statements.

(ii) During the previous year, a sales tax demand of Rs 1,161.548 million was raised against the company through order dated November 28, 2013 by the Assistant Commissioner Inland Revenue ('ACIR') by disallowing input sales tax for the tax periods from July 2010 to June 2012. Such amount was disallowed on the grounds that the revenue derived by the company on account of 'capacity purchase price' was against a non-taxable supply and thus, the entire amount of input sales tax claimed by the company was required to be apportioned with only the input sales tax attributable to other revenue stream i.e. 'energy purchase price' admissible to the company. Against the aforesaid order, the company preferred an appeal before the Commissioner Inland Revenue (Appeals) ('CIR(A)') who vacated the ACIR's order on the issue regarding apportionment of input sales tax. However, the CIR(A) did not adjudicate upon the company's other grounds of appeal. Consequently, the company preferred an appeal before the Appellate Tribunal Inland Revenue ('ATIR') on the issues not adjudicated upon by the CIR(A) and the Department also preferred a second appeal before the ATIR against the CIR(A)'s order, which are both pending adjudication.

Furthermore, during the current year, the Deputy Commissioner Inland Revenue ('DCIR') issued a show cause notice dated November 11, 2014, whereby intentions have been shown to raise a sales tax demand of Rs 1,093.262 million by disallowing input sales tax claimed by the company for the tax periods from July 2010 to June 2012 on the abovementioned grounds of the ACIR. Aggrieved by this show cause notice, the company filed a writ petition before the Lahore High Court ('LHC'), whereby the LHC through its latest order dated July 23, 2015 has provided interim relief to the company to the extent that no final order shall be passed by the DCIR until the next hearing.

Based on the advice of the company's legal counsel, management believes that there are meritorious grounds to defend the company's stance in respect of the abovementioned input sales tax claimed by the company. Consequently, no provision has been made in these financial statements.

(iii) The banks have issued the following on behalf of the company:

(a) Irrevocable standby letter of credit in favour of Wartsila Pakistan (Private) Limited for Rs 45,000,000 (2014: Rs 45,000,000) as required under the terms of the Operation and Maintenance Agreement. The said standby letter of credit was cancelled on July 01, 2015 as the Operation and Maintenance Agreement had expired during the year.

(b) Letter of guarantee of Rs 7,031,988 (2014: Rs 5,031,988) in favour of Director, Excise and Taxation, Karachi under direction of Sindh High Court in respect of suit filed for levy of infrastructure cess.

(c) Standby letter of credit in favour of Industrial and Commercial Bank of China Limited, Karachi Branch for Nil (2014: Rs 781,357,500) in order to secure payment against liability of the company towards Hascol Petroleum Limited in respect of import of furnace oil.

(d) Letter of guarantee of Rs 65,076,000 (2014: Rs 65,076,000) in favour of Punjab Power Development Board, Energy Department, Government of the Punjab, Lahore, in respect of issuance of Letter of Interest to the company to set up a 660 MW Imported Coal Fired Power Plant in Jhang, Punjab.

## 11.2 Commitments

(i) Letters of credit and contracts other than for capital expenditure aggregate to Rs 21,886,113 (2014: Rs 262,653,932).

		2015	2014
		Rupees	Rupees
<b>12. Fixed assets</b>			
<b>Property, plant and equipment:</b>			
Operating fixed assets	- note 12.1	13,376,169,747	14,111,679,041
Capital work-in-progress	- note 12.2	11,320,500	4,267,321
		13,387,490,247	14,115,946,362
<b>Intangible asset:</b>			
Computer software	- note 12.3	-	477,000
		13,387,490,247	14,116,423,362



12.1	Operating fixed assets	(Rupees)							Total	
		Freehold land	Buildings on freehold land	Plant and machinery	Electric installations	Computer equipment	Office equipment	Furniture and fixtures	Vehicles	
<b>COST</b>										
	Balance as at July 01, 2013	71,016,715	171,660,791	17,755,865,957	2,614,039	4,869,533	9,677,751	1,009,077	21,518,480	18,038,232,343
	Additions during the year	-	7,781,000	470,390,950	-	1,244,383	-	-	35,492,264	514,908,597
	Disposal during the year	-	-	(451,876,687)	-	-	-	-	-	(451,876,687)
	Balance as at June 30, 2014	71,016,715	179,441,791	17,774,380,220	2,614,039	6,113,916	9,677,751	1,009,077	57,010,744	18,101,264,253
	Balance as at July 01, 2014	71,016,715	179,441,791	17,774,380,220	2,614,039	6,113,916	9,677,751	1,009,077	57,010,744	18,101,264,253
	Additions during the year	79,701,896	12,797,570	297,865,963	-	1,672,203	-	-	21,328,074	413,365,706
	Disposal during the year	-	-	(164,197,257)	-	(241,094)	-	-	(3,015,490)	(167,453,841)
	Balance as at June 30, 2015	150,718,611	192,239,361	17,908,048,926	2,614,039	7,545,025	9,677,751	1,009,077	75,323,328	18,347,176,118
<b>DEPRECIATION</b>										
	Balance as at July 01, 2013	-	20,445,220	3,232,617,338	769,554	2,580,021	3,042,822	238,685	9,799,033	3,269,492,673
	Charge for the year - note 12.1.1	-	6,888,825	1,143,475,440	261,404	1,121,064	2,204,045	99,835	6,934,246	1,160,984,859
	Disposal during the year	-	-	(440,892,320)	-	-	-	-	-	(440,892,320)
	Balance as at June 30, 2014	-	27,334,045	3,935,200,458	1,030,958	3,701,085	5,246,867	338,520	16,733,279	3,989,585,212
	Balance as at July 01, 2014	-	27,334,045	3,935,200,458	1,030,958	3,701,085	5,246,867	338,520	16,733,279	3,989,585,212
	Charge for the year - note 12.1.1	-	7,352,737	1,119,536,611	261,404	1,146,806	2,204,045	98,946	11,722,683	1,142,323,232
	Disposal during the year	-	-	(158,066,084)	-	(110,859)	-	-	(2,725,130)	(160,902,073)
	Balance as at June 30, 2015	-	34,686,782	4,896,670,985	1,292,362	4,737,032	7,450,912	437,466	25,730,832	4,971,006,371
	<b>Book value as at June 30, 2014</b>	71,016,715	152,107,746	13,839,179,762	1,583,081	2,412,831	4,430,884	670,557	40,277,465	14,111,679,040
	<b>Book value as at June 30, 2015</b>	150,718,611	157,552,579	13,011,377,941	1,321,677	2,807,993	2,226,839	571,611	49,592,496	13,376,169,747
	<b>Annual depreciation rate %</b>	-	<b>4 - 10</b>	<b>4 - 31.06</b>	<b>10</b>	<b>30</b>	<b>10</b>	<b>10</b>	<b>20</b>	

12.1.1 The depreciation charge for the year has been allocated as follows:

	2015	2014
	Rupees	Rupees
Cost of sales	1,131,700,064	1,154,814,034
Administrative expenses	10,623,168	6,170,825
	1,142,323,232	1,160,984,859

**12.1.2 Disposal of operating fixed assets**

<b>2015</b>					
<b>(Rupees)</b>					
<b>Particulars</b>	<b>Cost</b>	<b>Accumulated depreciation</b>	<b>Book value</b>	<b>Sale proceeds</b>	<b>Mode of disposal</b>
<b>Plant and machinery</b>					
Assets written off	164,197,257	158,066,084	6,131,173	-	Write off
<b>Vehicles sold to:</b>					
<b>Executive</b>					
Farrukh Ifzal	924,515	924,515	-	250,000	Company Policy
<b>Outside party</b>					
Athar Naqvi	646,566	646,566	-	350,000	
Noor Zaman	600,744	310,384	290,360	575,000	Bid
M. Mushtaq	843,665	843,665	-	675,000	
<b>Computer equipment sold to:</b>					
<b>Executive:</b>					
Farrukh Ifzal	82,500	82,500	-	26,500	Company Policy
<b>Theft</b>					
	158,594	28,359	130,235	119,900	Insurance claim
	<u>167,453,841</u>	<u>160,902,073</u>	<u>6,551,768</u>	<u>1,996,400</u>	
<b>2014</b>					
<b>(Rupees)</b>					
<b>Particulars</b>	<b>Cost</b>	<b>Accumulated depreciation</b>	<b>Book value</b>	<b>Sale proceeds</b>	<b>Mode of disposal</b>
<b>Plant and machinery</b>					
Wartsila Pakistan (Private) Limited	225,938,342	214,953,975	10,984,367	10,984,367	Premature failure parts claim
Assets written off	225,938,345	225,938,345	-	-	Write off
	<u>451,876,687</u>	<u>440,892,320</u>	<u>10,984,367</u>	<u>10,984,367</u>	
				<b>2015</b>	<b>2014</b>
				<b>Rupees</b>	<b>Rupees</b>
Civil works				-	2,189,321
Advances to suppliers against purchase of:					
- Plant and machinery				7,400,000	-
- Vehicles				2,170,500	-
- Intangible assets				1,750,000	2,078,000
				<u>11,320,500</u>	<u>4,267,321</u>
The reconciliation of the carrying amount is as follows:					
Opening balance				4,267,321	2,500,000
Additions during the year				13,928,750	4,267,321
				18,196,071	6,767,321
Transfers during the year				(6,875,571)	(2,500,000)
Closing balance				<u>11,320,500</u>	<u>4,267,321</u>

<b>12.3 Intangible asset</b>	<b>Rupees</b>
<b>COMPUTER SOFTWARE</b>	
<b>Cost</b>	
Balance as at July 01, 2013	2,385,000
Additions during the year	-
Balance as at June 30, 2014	<u>2,385,000</u>
Balance as at July 01, 2014	2,385,000
Additions during the year	-
Balance as at June 30, 2015	<u>2,385,000</u>
<b>Amortization</b>	
Balance as at July 01, 2013	1,431,000
Charge for the year - note 21	<u>477,000</u>
Balance as at June 30, 2014	<u>1,908,000</u>
Balance as at July 01, 2014	1,908,000
Charge for the year - note 21	<u>477,000</u>
Balance as at June 30, 2015	<u>2,385,000</u>
Book value as at June 30, 2014	<u><u>477,000</u></u>
Book value as at June 30, 2015	<u><u>-</u></u>
Annual amortization rate %	<u><u>20%</u></u>

<b>13. Long term loans to executives</b>	<b>2015 Rupees</b>	<b>2014 Rupees</b>
Considered good:		
Loans to executives - note 13.3	11,338,232	781,586
Less: Current portion shown under current assets - note 17	<u>525,362</u>	<u>362,087</u>
	<u><u>10,812,870</u></u>	<u><u>419,499</u></u>

**13.1** This represents house and car loans to executives and are recoverable within a period of four to ten years commencing from the date of disbursement through monthly deductions from salaries. These carry interest at the rates ranging from 5.28% to 10.66% per annum (2014: 10.44% to 10.57% per annum). Such loans are secured against the accumulated provident fund balance of the relevant executive.

**13.2** Maximum aggregate balance due from the executives at the end of any month during the year is Rs 11,809,764 (2014: Rs 1,186,027).

<b>13.3 Reconciliation of carrying amount of loans to executives</b>	<b>2015 Rupees</b>	<b>2014 Rupees</b>
Opening balance	781,586	659,546
Disbursements made during the year	11,775,831	593,887
Markup for the year	<u>364,667</u>	<u>93,148</u>
	12,922,084	1,346,581
Less: Repayments made during the year	<u>1,583,852</u>	<u>564,995</u>
Closing balance	<u><u>11,338,232</u></u>	<u><u>781,586</u></u>

**14. Stores and spares**

Most of the items of stores and spares are of interchangeable nature and can be used as machine spares or consumed as stores. Accordingly, it is not practicable to distinguish stores from spares until their actual usage. Moreover, stores and spares include items which may result in fixed capital expenditure but are not distinguishable.

	<b>2015</b>	<b>2014</b>
	<b>Rupees</b>	<b>Rupees</b>
<b>15. Inventories</b>		
Furnace oil	907,732,286	409,258,394
Diesel	4,402,364	7,453,959
Lubricating oil	8,318,693	14,358,215
	<u>920,453,343</u>	<u>431,070,568</u>

**16. Trade debts**

**16.1** These represent trade receivables from NTDC and are considered good. These are secured by a guarantee from the Government of Pakistan under the Implementation Agreement and are in the normal course of business and interest free, however, a delayed payment mark-up at the rate of three months KIBOR plus 4.5% is charged in case the amounts are not paid within due dates. The rate of delayed payment mark-up charged during the year on outstanding amounts ranged from 11.24% to 14.71% (2014 :13.49% to 14.68%) per annum.

**16.2** Included in trade debts is an amount of Rs 957.872 million relating to capacity purchase price not acknowledged by NTDC as the plant was not fully available for power generation. However, the sole reason of this under-utilization of plant capacity was non-availability of fuel owing to non-payment by NTDC.

Since management considers that the primary reason for claiming these payments is that plant was available, however, could not generate electricity due to non-payment by NTDC, therefore, management believes that company cannot be penalized in the form of payment deductions due to NTDC's default of making timely payments under the PPA. Hence, the company had taken up this issue at appropriate forums. On June 28, 2013, the company entered into a Memorandum of Understanding ('MoU') for cooperation on extension of credit terms with NTDC whereby it was agreed that the constitutional petition filed by the company before the Supreme Court of Pakistan on the abovementioned issue would be withdrawn unconditionally and it would be resolved through the dispute resolution mechanism under the PPA. Accordingly, as per terms of the MoU, the company applied for withdrawal of the aforesaid petition which is pending adjudication before Supreme Court of Pakistan. During the previous year, the company in consultation with NTDC, appointed an Expert for dispute resolution under the PPA.

Subsequent to the year end, in August 2015, the Expert has given his determination whereby the aforesaid amount has been determined to be payable to the company by NTDC. Pursuant to the Expert's determination, the company has demanded the payment of the aforesaid amount of Rs 957.872 million from NTDC.

Based on the advice of the company's legal counsel and Expert's determination, management feels that the above amount is likely to be recovered by the company. Consequently, no provision for the above mentioned amount has been made in these financial statements.

	<b>2015</b>	<b>2014</b>
	<b>Rupees</b>	<b>Rupees</b>
<b>17. Loans, advances, deposits, prepayments and other receivables</b>		
Advances - considered good:		
- To suppliers	152,276,219	193,875,066
- To employees - note 17.1	215,200	-
Current portion of long term loans - note 13	525,362	362,087
Balance with statutory authority:		
- Sales tax	187,232,043	93,465,053
Claim recoverable from NTDC for pass through items:		
- Workers' Profit Participation Fund - note 17.2	537,030,482	382,514,826
Interest receivable	477,712	402,011
Security deposit	7,031,988	5,031,988
Prepayments - note 17.3	2,191,116	373,645
Other receivables	37,064	26,350
	<u>887,017,186</u>	<u>676,051,026</u>

**17.1** Included in advances to employees are amounts due from an executive aggregating Rs 200,934 (2014: Nil).

		<b>2015</b>	<b>2014</b>
		<b>Rupees</b>	<b>Rupees</b>
<b>17.2</b>	<b>Workers' Profit Participation Fund</b>		
Opening balance		382,514,826	237,476,881
Accrued for the year	- note 9.1	154,515,656	145,037,945
		<u>537,030,482</u>	<u>382,514,826</u>
Less: Amount received during the year		-	-
Closing balance		<u>537,030,482</u>	<u>382,514,826</u>

Under section 9.3(a) of the Power Purchase Agreement (PPA) with NTDC, payments to Workers' Profit Participation Fund are recoverable from NTDC as a pass through item.

**17.3** Included in prepayments are amounts aggregating Rs 834,105 (2014: Nil) in respect of provident fund of the company.

		<b>2015</b>	<b>2014</b>
		<b>Rupees</b>	<b>Rupees</b>
<b>18.</b>	<b>Bank balances</b>		
Cash at bank:			
- On saving accounts	- note 18.1	15,979	1,042,674,715
- On current accounts	- note 18.2	2,118,681	643,956
		<u>2,134,660</u>	<u>1,043,318,671</u>

**18.1** Profit on balances in saving accounts ranged from 4.5% to 7.27% (2014: 6.00% to 7.29%) per annum.

**18.2** Includes amounts aggregating Rs 720,245 (2014: Rs 121,609) with MCB Bank Limited, a related party (associated company).

		<b>2015</b>	<b>2014</b>
		<b>Rupees</b>	<b>Rupees</b>
<b>19.</b>	<b>Sales</b>		
Energy purchase price		20,773,845,547	26,690,696,860
Less: Sales tax		2,949,471,971	3,797,801,684
		<u>17,824,373,576</u>	<u>22,892,895,176</u>
Capacity purchase price		4,750,188,613	4,736,746,823
		<u>22,574,562,189</u>	<u>27,629,641,999</u>
<b>20.</b>	<b>Cost of sales</b>		
Raw materials consumed		15,634,350,817	20,771,776,320
Salaries and other benefits	- note 20.1	72,092,537	25,191,006
Operations and maintenance		231,311,976	377,909,140
Stores and spares consumed		177,517,190	151,067,895
Electricity consumed in-house		2,291,195	385,725
Insurance		169,700,799	194,576,762
Travelling and conveyance		11,128,997	6,825,815
Postage and telephone		2,260,583	2,164,073
Repairs and maintenance		2,119,604	2,354,536
Entertainment		1,165,969	632,529
Depreciation on operating fixed assets	- note 12.1.1	1,131,700,064	1,154,814,034
Fee and subscription		3,882,342	5,674,062
Miscellaneous		9,467,158	1,221,930
		<u>17,448,989,231</u>	<u>22,694,593,827</u>

**20.1** Salaries and other benefits include Rs 2,348,579 (2014: Rs 1,065,904) in respect of provident fund contribution by the company.

<b>21. Administrative expenses</b>		<b>2015 Rupees</b>	<b>2014 Rupees</b>
Salaries and other benefits	- note 21.1	60,395,347	52,054,741
Travelling and conveyance		12,569,044	11,975,509
Entertainment		687,464	491,858
Common facilities cost	- note 21.2	18,000,000	18,000,000
Printing and stationery		1,170,698	856,998
Postage and telephone		1,333,416	1,147,599
Insurance		1,290,740	652,143
Vehicle running expenses		1,278,571	1,378,055
Repairs and maintenance		51,390	40,482
Legal and professional charges	- note 21.3	7,119,475	15,387,923
Advertisement		1,473,386	152,705
Fee and subscription		2,883,593	6,449,844
Depreciation on operating fixed assets	- note 12.1.1	10,623,168	6,170,825
Amortization on intangible asset	- note 12.3	477,000	477,000
Miscellaneous		1,761,732	985,179
		<u>121,115,024</u>	<u>116,220,861</u>

**21.1** Salaries and other benefits include Rs 1,978,264 (2014: Rs 1,613,894) in respect of provident fund contribution by the company.

**21.2** The amount represents common facilities cost charged to the company by Nishat (Chunian) Limited, the holding company.

<b>21.3</b>		<b>2015 Rupees</b>	<b>2014 Rupees</b>
Legal and professional charges include the following in			
Statutory audit		1,300,000	1,200,000
Half yearly review		770,000	715,000
Tax services		1,509,000	472,200
Other assurance services		125,000	107,500
Reimbursement of expenses		163,760	184,411
		<u>3,867,760</u>	<u>2,679,111</u>

**22. Other expenses**

Exchange loss		2,850,472	-
Donations	- note 22.1	35,396,000	50,856,000
Loss on derivative financial instruments		15,509,683	7,215,356
Interest on delayed payments	- note 22.2	-	24,600,429
Loss on disposal of operating fixed assets		4,555,368	-
		<u>58,311,523</u>	<u>82,671,785</u>

**22.1** Includes donations in which the interest of the directors in the donees is as follows:

<b>Name and address of donee</b>	<b>Directors of the company</b>	<b>Interest in donee</b>		
Mian Muhammad Yahya Trust, 31-Q, Gulberg II, Lahore	Mr Shahzad Saleem and			
	Mrs Farhat Saleem	Trustees	3,696,000	3,696,000
Saleem Memorial Trust Hospital, 31-Q, Gulberg II, Lahore	Mr Shahzad Saleem,			
	Mr Yahya Saleem and			
	Mrs Farhat Saleem	Directors	26,700,000	42,160,000
			<u>30,396,000</u>	<u>45,856,000</u>

**22.2** This represents delayed payment charges by Wartsila Pakistan (Private) Limited as per the terms of the Operations and Maintenance Agreement.

	<b>2015</b>	<b>2014</b>
	<b>Rupees</b>	<b>Rupees</b>
<b>23. Other income</b>		
<b>Income from financial assets:</b>		
Profit on bank deposits	1,407,850	847,936
Mark-up on short term investments	-	899,284
Mark-up on loans to executives	364,667	93,148
<b>Income from non-financial assets:</b>		
Compensation for loss of revenue	-	36,489,360
Scrap sales	25,470,842	47,188,573
Liabilities no longer payable written back	1,376,969	-
Miscellaneous	-	760,379
	<u>28,620,328</u>	<u>86,278,680</u>

**24. Finance cost**

Interest/mark-up on:		
- Long term financing - secured	1,387,823,871	1,553,892,735
- Short term borrowings - secured	492,640,155	363,507,306
- Workers' Profit Participation Fund - note 9.1	-	75,117
Bank charges and commission	3,989,590	4,200,140
	<u>1,884,453,616</u>	<u>1,921,675,298</u>

**25. Taxation**

Current	<u>-</u>	<u>-</u>
---------	----------	----------

**25.1 Relationship between tax expense and accounting profit**

Profit before taxation	<u>3,090,313,123</u>	<u>2,900,758,908</u>
Tax at the applicable rate of 33% (2014: 34%)	1,019,803,331	986,258,029
Tax effect of amounts that are:		
Exempt as referred to in note 4.1	(1,019,338,740)	(985,969,731)
Not taxable under the law	(464,591)	-
Allowable as tax credit	-	(288,298)
	<u>-</u>	<u>-</u>

**25.2** For the purposes of current taxation, the tax credit available for carry forward is estimated at Rs 76.826 million (2014: Rs 49.237 million). As explained in note 4.1, management believes that the tax credit available for carry forward may not be utilized in the foreseeable future. Consequently, based on the prudence principle, deferred tax asset has not been recognized in these financial statements.

		<b>2015</b>	<b>2014</b>
<b>26.</b>	<b>Earnings per share</b>		
<b>26.1</b>	<b>Basic earnings per share</b>		
Net profit for the year	<b>Rupees</b>	3,090,313,123	2,900,758,908
Weighted average number of ordinary shares	<b>Number</b>	367,346,939	367,346,939
Earnings per share	<b>Rupees</b>	8.413	7.897

**26.2 Diluted earnings per share**

A diluted earnings per share has not been presented as the company does not have any convertible instruments in issue as at June 30, 2015 and June 30, 2014 which would have any effect on the earnings per share if the option to convert is exercised.

		<b>2015</b>	<b>2014</b>
		<b>Rupees</b>	<b>Rupees</b>
<b>27.</b>	<b>Cash generated from operations</b>		
Profit before taxation		3,090,313,123	2,900,758,908
Adjustment for non cash charges and other items:			
Depreciation on operating fixed assets		1,142,323,232	1,160,984,859
Amortization on intangible assets		477,000	477,000
Profit on bank deposits		(1,407,850)	(847,936)
Finance cost		1,884,453,616	1,921,675,298
Provision for employee retirement benefits		4,326,843	2,679,798
Loss on disposal of operating fixed assets		4,555,368	-
Profit before working capital changes		<u>6,125,041,332</u>	<u>5,985,727,927</u>

Effect on cash flow due to working capital changes:

Decrease / (increase) in current assets :

Stores and spares	4,683,849	(241,264,135)
Inventories	(489,382,775)	(11,291,121)
Trade debts	2,089,234,603	(4,386,443,685)
Loans, advances, deposits, prepayments and other receivables	(210,890,459)	(11,383,122)
Derivative financial instruments	-	2,362,939
	<u>1,393,645,218</u>	<u>(4,648,019,124)</u>

Decrease in current liabilities :

Trade and other payables	(1,191,088,702)	(186,231,950)
	<u>202,556,516</u>	<u>(4,834,251,074)</u>
	<u><u>6,327,597,848</u></u>	<u><u>1,151,476,853</u></u>

**28. Cash and cash equivalents**

Bank balances	- note 18	2,134,660	1,043,318,671
Short term borrowings - secured	- note 8	(5,341,719,733)	(5,698,837,812)
		<u>(5,339,585,073)</u>	<u>(4,655,519,141)</u>



## 29. Remuneration of Chief Executive, Directors and Executives

**29.1** The aggregate amount charged in the financial statements for the year for remuneration, including certain benefits, to the Chief Executive, Directors and Executives of the company is as follows:

	Chief Executive		Executive Director		Non-executive Directors		Executives		
	2015	2014	2015	2014	2015	2014	2015	2014	
			( R u p e e s )						
<b>Short term employee benefits</b>									
Managerial remuneration	5,928,576	5,928,576	-	-	3,369,200	3,369,200	41,420,929	20,070,667	
Housing rent	2,371,430	2,371,430	-	-	1,347,680	1,347,680	16,568,372	8,028,267	
Medical expenses	592,858	592,858	-	-	336,920	336,920	4,142,093	2,007,067	
Bonus	-	-	-	-	-	-	1,575,532	3,045,274	
Leave encashment	-	-	-	-	-	-	2,683,190	880,667	
	8,892,864	8,892,864	-	-	5,053,800	5,053,800	66,390,116	34,031,942	
<b>Meeting Fee</b>	-	-	-	-	477,200	-	-	-	
<b>Post employment benefits</b>									
Contribution to provident fund	-	-	-	-	-	-	2,972,093	1,671,887	
	8,892,864	8,892,864	-	-	5,531,000	5,053,800	69,362,209	35,703,829	
<b>Number of persons</b>	<b>1</b>	<b>1</b>	<b>1</b>	<b>1</b>	<b>6</b>	<b>6</b>	<b>35</b>	<b>18</b>	

**29.2** The chief executive, executive director, a non-executive director and certain executives are provided with company maintained vehicles.

### 30. Transactions with related parties

The related parties comprise the holding company, subsidiaries and associates of holding company, associated undertakings, directors and key management personnel of the company and its holding company and post employment benefit plan (provident fund). The company in the normal course of business carries out transactions with various related parties. Amounts due from and to related parties are shown under receivables and payables and remuneration of directors and key management personnel is disclosed in note 29. Significant related party transactions have been disclosed in respective notes in these financial statements other than the following:

Relationship with the company	Nature of transactions	2015 Rupees	2014 Rupees
i. Holding company	Dividends paid	1,688,272,381	1,313,100,740
	Purchases of goods and services	3,296,223	-

31. Capacity and production		2015 MWH	2014 MWH
Installed capacity [based on 8,760 hours (2014: 8,760 hours)]		1,714,525	1,714,525
Actual energy delivered		1,415,307	1,471,445

Output produced by the plant is dependent on the load demanded by NTDC and plant availability.

32. Number of employees		2015	2014
Total number of employees as at June 30		195	91
Average number of employees during the year		143	87

33. Disclosures relating to Provident Fund		2015 Rupees	2014 Rupees
(i)	Size of the Fund - net assets	29,521,706	21,125,486
(ii)	Cost of investments made	25,740,843	19,101,539
(iii)	Percentage of investments made	88.59%	91.87%
(iv)	Fair value of investments	26,151,909	19,408,778

#### Break up of fair value of investments

Balances with banks - savings accounts	80,465	38,289
Government securities - Treasury Bills	26,071,444	19,370,489
	26,151,909	19,408,778

#### 2015 2014 % age of size of the Fund

Break up of investments	2015	2014
Balances with banks - savings accounts	0.27%	0.18%
Government securities - Treasury Bills	88.32%	91.69%

The figures for 2015 are based on the un-audited financial statements of the Provident Fund. Investments out of Provident Fund have been made in accordance with the provisions of section 227 of the Companies Ordinance, 1984 and the rules formulated for this purpose.

### **34. Financial risk management**

#### **34.1 Financial risk factors**

The company's activities expose it to a variety of financial risks: market risk (including currency risk, other price risk and interest rate risk), credit risk and liquidity risk. The company's overall risk management program focuses on the unpredictability of financial markets and seeks to minimize potential adverse effects on the financial performance.

Risk management is carried out by the Board of Directors (the Board). The Board provides principles for overall risk management, as well as policies covering specific areas such as foreign exchange risk, interest rate risk, credit risk and investment of excess liquidity. All treasury related transactions are carried out within the parameters of these policies.

#### **(a) Market risk**

##### **(i) Currency risk**

Currency risk is the risk that the fair value or future cash flows of a financial instrument will fluctuate because of changes in foreign exchange rates. Currency risk arises mainly from future commercial transactions or receivables and payables that exist due to transactions in foreign currencies.

The company is not exposed to any significant currency risk.

##### **(ii) Other price risk**

Other price risk represents the risk that the fair value or future cash flows of a financial instrument will fluctuate because of changes in market prices (other than those arising from interest rate risk or currency risk), whether those changes are caused by factors specific to the individual financial instrument or its issuer, or factors affecting all similar financial instruments traded in the market. The company is not exposed to equity price risk since there are no investments in equity instruments traded in the market at the reporting date. The company is also not exposed to commodity price risk since it does not hold any financial instrument based on commodity prices.

##### **(iii) Interest rate risk**

Interest rate risk represents the risk that the fair value or future cash flows of a financial instrument will fluctuate because of changes in market interest rates.

The company has no significant long-term interest-bearing assets. The company's interest rate risk arises from borrowings. Borrowings obtained at variable rates expose the company to cash flow interest rate risk.

At the balance sheet date, the interest rate profile of the company's interest bearing financial instruments was:

	<b>2015 Rupees</b>	<b>2014 Rupees</b>
<b>Fixed rate instruments</b>		
<b>Financial assets</b>		
Bank balances - savings accounts	15,979	1,042,674,715
<b>Financial liabilities</b>		
Short term borrowings - Murabaha	(87,875,553)	-
<b>Net exposure</b>	<u>(87,859,574)</u>	<u>1,042,674,715</u>
<b>Floating rate instruments</b>		
<b>Financial assets</b>		
Trade debts - overdue	2,823,461,270	3,594,697,911
<b>Financial liabilities</b>		
Long term financing	(10,604,150,708)	(11,836,995,048)
Short term borrowings	(5,253,844,180)	(5,698,837,812)
<b>Net exposure</b>	<u>(15,857,994,888)</u>	<u>(17,535,832,860)</u>
	<u>(13,034,533,618)</u>	<u>(13,941,134,949)</u>

#### **Fair value sensitivity analysis for fixed rate instruments**

The company does not account for any fixed rate financial assets and liabilities at fair value through profit or loss. Therefore, a change in interest rate at the balance sheet date would not affect profit or loss of the company.

#### **Cash flow sensitivity analysis for variable rate instruments**

If interest rates on variable rate financial instruments, at the year end date, fluctuates by 1% higher/lower with all other variables held constant, post tax profit for the year would have been Rs 109.474 million (2014: Rs 117.282 million) lower/higher, mainly as a result of higher/lower interest expense on floating rate instruments.

#### **(b) Credit risk**

Credit risk represents the risk that one party to a financial instrument will cause a financial loss for the other party by failing to discharge an obligation. Credit risk arises from deposits with banks, trade and other receivables.

#### **(i) Exposure to credit risk**

The carrying amount of financial assets represents the maximum credit exposure. The maximum exposure to credit risk at the reporting date was as follows:

	<b>2015 Rupees</b>	<b>2014 Rupees</b>
Long term loans to executives	10,812,870	419,499
Long term security deposits	105,000	105,000
Trade debts	8,109,775,412	10,199,010,015
Advances, deposits and other receivables	697,594,027	582,212,328
Bank balances	2,134,660	1,043,318,671
	<u>8,820,421,969</u>	<u>11,825,065,513</u>
As of June 30, age analysis of trade debts was as follows:		
Neither past due nor impaired	2,748,895,106	5,269,122,883
Past due but not impaired:		
- 1 to 30 days	1,383,215,493	2,124,775,657
- 31 to 90 days	1,437,912,163	882,338,428
- 91 to 180 days	301,439,575	833,355,898
- 181 to 365 days	359,109,057	620,909,560
- above 365 days	1,879,204,018	468,507,589
	<u>5,360,880,306</u>	<u>4,929,887,132</u>
	<u>8,109,775,412</u>	<u>10,199,010,015</u>

**(ii) Credit quality of financial assets**

The credit quality of major financial assets that are neither past due nor impaired can be assessed by reference to external credit ratings (if available) or to historical information about counterparty default rate:

	Rating		Rating Agency	2015 Rupees	2014 Rupees
	Short term	Long term			
NTDC		Not Available		2,748,895,106	5,269,122,883
Al-Baraka (Pakistan) Limited	A1	A	PACRA	1,447	7,525
Askari Bank Limited	A1+	AA	PACRA	16,660	25,381
Bank Alfalah Limited	A1+	AA	PACRA	1,287,532	785,499
Barclays Bank Plc. Limited	A-1	A	Standard & Poor's	410	21,994
Burj Bank Ltd	A-1	A	JCR-VIS	20,578	19,023
Dubai Islamic Bank Limited	A-1	A+	JCR-VIS	12,578	622
Habib Bank Limited	A-1+	AAA	JCR-VIS	50	195,229
MCB Bank Limited	A1+	AAA	PACRA	720,245	121,609
Meezan Bank Limited	A-1+	AA	JCR-VIS	-	63,489
National Bank of Pakistan	A-1+	AAA	JCR-VIS	59,597	59,597
United Bank Limited	A-1+	AA+	JCR-VIS	15,563	1,042,018,702
				<u>2,751,029,766</u>	<u>6,312,441,553</u>

Due to the company's long standing business relationships with these counterparties and after giving due consideration to their strong financial standing, management does not expect non-performance by these counter parties on their obligations to the company. Accordingly, the credit risk is minimal.

**(c) Liquidity risk**

Liquidity risk is the risk that an entity will encounter difficulty in meeting obligations associated with financial liabilities.

The company's approach to managing liquidity is to ensure that, as far as possible, it always has sufficient liquidity to meet its liabilities when due, under both normal and stressed conditions, without incurring unacceptable loss or risking damage to the company's reputation.

The following are the contractual maturities of financial liabilities as at June 30, 2015.

	<b>Carrying amount</b>	<b>Less than one year</b>	<b>One to five years</b>	<b>More than five years</b>
	<b>( Rupees )</b>			
Long term financing	10,604,150,708	1,432,432,451	8,455,534,117	716,184,140
Short term borrowings	5,341,719,733	5,341,719,733	-	-
Trade and other payables	419,851,998	419,851,998	-	-
Accrued finance cost	343,612,872	343,612,872	-	-
	<u>16,709,335,311</u>	<u>7,537,617,054</u>	<u>8,455,534,117</u>	<u>716,184,140</u>

The following are the contractual maturities of financial liabilities as at June 30, 2014.

	<b>Carrying amount</b>	<b>Less than one year</b>	<b>One to five years</b>	<b>More than five years</b>
	<b>( Rupees )</b>			
Long term financing	11,836,995,048	1,232,844,273	7,277,379,127	3,326,771,648
Short term borrowings	5,698,837,812	5,698,837,812	-	-
Trade and other payables	2,156,962,396	2,156,962,396	-	-
Accrued finance cost	507,966,208	507,966,208	-	-
	<u>20,200,761,464</u>	<u>9,596,610,689</u>	<u>7,277,379,127</u>	<u>3,326,771,648</u>

**34.2 Financial instruments by categories**

	<b>Loans and receivables</b>	
	<b>2015</b>	<b>2014</b>
	<b>Rupees</b>	
<b>Assets as per balance sheet</b>		
Long term loans to executives	10,812,870	419,499
Long term security deposits	105,000	105,000
Trade debts	8,109,775,412	10,199,010,015
Loans, advances, deposits and other receivables	697,594,027	582,212,328
Bank balances	2,134,660	1,043,318,671
	<u>8,820,421,969</u>	<u>11,825,065,513</u>
<b>Financial liabilities at amortised cost</b>		
	<b>2015</b>	<b>2014</b>
	<b>Rupees</b>	
Long term financing	10,604,150,708	11,836,995,048
Short term borrowings	5,341,719,733	5,698,837,812
Trade and other payables	419,851,998	2,156,962,396
Accrued finance cost	343,612,872	507,966,208
	<u>16,709,335,311</u>	<u>20,200,761,464</u>

### 34.3 Fair value estimation

The carrying values of all financial assets and liabilities reflected in the financial statements approximate their fair values. Fair value is determined on the basis of objective evidence at each reporting date.

### 34.4 Financial assets and financial liabilities subject to offsetting

There are no significant financial assets and financial liabilities that are subject to offsetting.

### 34.5 Capital management

The company's objectives when managing capital are to safeguard the company's ability to continue as a going concern in order to provide returns for shareholders and benefits for other stakeholders and to maintain an optimal capital structure to reduce the cost of capital. In order to maintain or adjust the capital structure, the company may adjust the amount of dividends paid to shareholders, return capital to shareholders through repurchase of shares, issue new shares or sell assets to reduce debt. Consistent with others in the industry and the requirements of the lenders, the company monitors the capital structure on the basis of gearing ratio. This ratio is calculated as net debt divided by total capital. Net debt is calculated as total long term borrowings, as disclosed in note 7, less cash and cash equivalents as disclosed in note 28. Total capital is calculated as 'equity' as shown in the balance sheet plus borrowings.

The gearing ratio as at June 30, 2015 and June 30, 2014 is as follows:

	<b>2015</b> <b>Rupees</b>	<b>2014</b> <b>Rupees</b>
Borrowings - note 7	10,604,150,708	11,836,995,048
Less: Cash and cash equivalents - note 28	<u>(5,339,585,073)</u>	<u>(4,655,519,141)</u>
Net debt	15,943,735,781	16,492,514,189
Total equity	<u>7,383,272,497</u>	<u>7,048,061,418</u>
Total capital	<u><u>23,327,008,278</u></u>	<u><u>23,540,575,607</u></u>
Gearing ratio	<b>Percentage</b>	
	68.35	70.06

### 35. Date of authorization for issue

These financial statements were authorized for issue on October 05, 2015 by the Board of Directors of the company.

### 36. Events after the balance sheet date

The Board of Directors has proposed a final cash dividend for the year ended June 30, 2015 of Rs 2 (2014: Rs 2) per share, amounting to Rs 734,693,878 (2014: Rs 734,693,878) at their meeting held on October 05, 2015 for approval of the members at the Annual General Meeting to be held on October 30, 2015. These financial statements do not include the effect of the above dividend which will be accounted for in the period in which they are approved.

**Director**

**Director**

STATEMENT UNDER SECTION 241 (2) OF THE COMPANIES ORDINANCE, 1984

These financial statements have been signed by two directors instead of chief executive and one director, as the chief executive is for the time being not in Pakistan.

**NISHAT CHUNIAN POWER LIMITED**  
**CATEGORIES OF SHAREHOLDERS**  
**AS ON JUNE 30, 2015**

CATEGORIES OF SHAREHOLDERS	NO. OF SHAREHOLDERS	TOTAL SHARES HELD	PERCENTAGE
A) Associated Companies, Undertakings and related parties Nishat (Chunian) Limited	1	187,585,820	51.07
B) Mutual Funds	15	6,771,733	1.84
C) Directors/Chief Executive Officer and their spouse and minor Children			
Mr. Shahzad Saleem - Chairman/Director (Nominee NCL)	-	-	-
Mrs. Farhat Saleem - Director	1	137,511	0.04
Mr. Yahya Saleem - Director	1	1	0.00
Mr. Wasif M. Khan - Director	1	1	0.00
Mr. Aftab Ahmad Khan	1	1	0.00
Mr. Kamran Rasool	1	1	0.00
Mr. Shahid Malik	1	1	0.00
Mr. Asad Farooq ( Nominee ABL)	-	-	-
Spouse:			
TOTAL: -	6	137,516	0.04
D) Executives	N/A	-	-
E) Public Sectors Companies & Corporations	-	-	
F) Banks, Development Financial Institutions & Non-Banking Financial Companies, Insurance Companies, Takaful Modarabas and Pension Fund	37	123,576,955	33.64
G) *Shareholding 5% or more	*3	*246,092,320	*67.00
H) Joint Stock Companies	43	7,969,082	2.17
I) Investment Companies	2	673,000	0.18
J) Others	10	739,000	0.20
K) General Public	2,113	39,893,833	10.86
<b>TOTAL: -</b>	<b>2,225</b>	<b>367,346,939</b>	<b>100.00</b>

\* Shareholders having 5% or above shares exist in other categories therefore not included in total.

**Shareholding Detail of 5% or more**

Name of Shareholder	Shares held	%
Nishat (Chunian) Limited	187,585,820	51.07
Allied Bank Limited	30,000,000	8.17
United Bank Limited - Trading portfolio	28,506,500	7.76
<b>TOTAL :-</b>	<b>246,092,320</b>	<b>67.00</b>

**INFORMATION UNDER CLAUSE XIX(i) OF THE CODE OF CORPORATE GOVERNANCE**

All trade in the Company's shares, carried out by its Directors, CEO, CFO, Company Secretary and their spouses and minor children during the year July 01, 2014 to June 30, 2015

Sale                      Purchase

-                              -



NISHAT CHUNIAN POWER LIMITED  
PATTERN OF SHAREHOLDINGS  
AS ON JUNE 30TH, 2015

Number of ShareHolders	From	To	Total Number of Share Held	Percentage of Total Capital	
153	1	-	100	3,289	0.00
578	101	-	500	281,460	0.08
280	501	-	1000	275,116	0.07
525	1001	-	5000	1,624,141	0.44
203	5001	-	10000	1,696,046	0.46
84	10001	-	15000	1,113,463	0.30
64	15001	-	20000	1,201,585	0.33
48	20001	-	25000	1,168,500	0.32
37	25001	-	30000	1,079,502	0.29
14	30001	-	35000	473,000	0.13
19	35001	-	40000	742,220	0.20
8	40001	-	45000	352,002	0.10
32	45001	-	50000	1,590,500	0.43
11	50001	-	55000	585,586	0.16
2	55001	-	60000	116,500	0.03
4	60001	-	65000	254,500	0.07
6	65001	-	70000	412,000	0.11
8	70001	-	75000	588,500	0.16
4	75001	-	80000	314,000	0.09
2	85001	-	90000	173,500	0.05
4	90001	-	95000	375,513	0.10
18	95001	-	100000	1,800,000	0.49
3	105001	-	110000	326,500	0.09
1	110001	-	115000	115,000	0.03
6	125001	-	130000	768,511	0.21
4	130001	-	135000	534,631	0.15
4	135001	-	140000	555,500	0.15
4	140001	-	145000	571,500	0.16
5	145001	-	150000	750,000	0.20
2	150001	-	155000	307,000	0.08
2	155001	-	160000	320,000	0.09
3	160001	-	165000	486,554	0.13
3	165001	-	170000	506,000	0.14
1	170001	-	175000	175,000	0.05
1	175001	-	180000	178,000	0.05
1	190001	-	195000	192,901	0.05
6	195001	-	200000	1,200,000	0.33
2	200001	-	205000	410,000	0.11
1	205001	-	210000	210,000	0.06
1	210001	-	215000	215,000	0.06
2	220001	-	225000	449,500	0.12
1	225001	-	230000	225,500	0.06
2	230001	-	235000	465,906	0.13
3	245001	-	250000	750,000	0.20
1	250001	-	255000	253,220	0.07
1	255001	-	260000	258,000	0.07
1	260001	-	265000	262,000	0.07
1	265001	-	270000	270,000	0.07

NISHAT CHUNIAN POWER LIMITED  
PATTERN OF SHAREHOLDINGS  
AS ON JUNE 30TH, 2015

Number of ShareHolders	From	To	Total Number of Share Held	Percentage of Total Capital
1	270001	-	275000	0.07
1	275001	-	280000	0.08
3	280001	-	285000	0.23
5	290001	-	295000	0.40
3	295001	-	300000	0.24
1	340001	-	345000	0.09
1	345001	-	350000	0.10
1	390001	-	395000	0.11
1	395001	-	400000	0.11
1	425001	-	430000	0.12
1	470001	-	475000	0.13
1	480001	-	485000	0.13
3	495001	-	500000	0.41
1	510001	-	515000	0.14
2	595001	-	600000	0.33
1	600001	-	605000	0.16
1	625001	-	630000	0.17
1	645001	-	650000	0.18
1	665001	-	670000	0.18
1	755001	-	760000	0.21
1	785001	-	790000	0.21
1	790001	-	795000	0.22
1	865001	-	870000	0.24
1	915001	-	920000	0.25
1	985001	-	990000	0.27
2	995001	-	1000000	0.54
1	1000001	-	1005000	0.27
1	1040001	-	1045000	0.28
1	1085001	-	1090000	0.30
1	1165001	-	1170000	0.32
1	1245001	-	1250000	0.34
1	1300001	-	1305000	0.35
1	1320001	-	1325000	0.36
1	1580001	-	1585000	0.43
1	1740001	-	1745000	0.47
1	2495001	-	2500000	0.68
1	3095001	-	3100000	0.84
1	3155001	-	3160000	0.86
1	4725001	-	4730000	1.29
1	4780001	-	4785000	1.30
1	5875001	-	5880000	1.60
1	11360001	-	11365000	3.09
1	13465001	-	13470000	3.67
1	14515001	-	14520000	3.95
1	28505001	-	28510000	7.76
1	29995001	-	30000000	8.17
1	187350001	-	187355000	51.00
2,225			367,346,939	100.00

## PROXY FORM

The Company Secretary,  
Nishat Chunian Power Limited  
31-Q, Gulberg II,  
Lahore.

I/We \_\_\_\_\_  
of \_\_\_\_\_ being a member(s) of  
Nishat Chunian Power Limited, and a holder of \_\_\_\_\_ Ordinary shares  
as per Share Register Folio No. \_\_\_\_\_  
(in case of Central Depository System Account Holder A/c No. \_\_\_\_\_  
Participant I.D. No. \_\_\_\_\_) hereby appoint  
\_\_\_\_\_ of \_\_\_\_\_ another member  
of the Company as per Share Register Folio No. \_\_\_\_\_ (or failing  
him / her \_\_\_\_\_ of \_\_\_\_\_  
another member of the Company) as my / our Proxy to attend and vote for me / us  
and on my / our behalf at Annual General Meeting of the Company, to be held on  
October 30, 2015 (Friday) at 09.30 a.m. at the Registered Office of the Company  
(31-Q, Gulberg II, Lahore) and at any adjournment thereof.

As witness my hand this \_\_\_\_\_ day of \_\_\_\_\_ 2015  
signed by the said \_\_\_\_\_ in presence  
of \_\_\_\_\_

Witness

Signature

Affix Rs. 5/-  
Revenue Stamp

Signature

Notes:

1. Proxies, in order to be effective, must be received at the company's Registered Office / Head Office not less than 48 hours before the meeting duly stamped, signed and witnessed.
2. Signature must agree with the specimen signature registered with the Company.







31-Q, Gulberg II, Lahore 54660, Pakistan  
Tel: +92 42 3576 1730, Fax: +92 42 3587 8696  
Email: [info@nishat.net](mailto:info@nishat.net)  
[www.nishat.net](http://www.nishat.net)  
[www.facebook.com/NishatChunianGroup](https://www.facebook.com/NishatChunianGroup)

